

New Camp InTouch Users

1. Visit <http://www.girlscoutsww.org/Camp> and click on the [Create a Camp InTouch account link](#).
2. Begin to create your Camp Intouch profile. **Choose an email address** you use often as your login and **enter your contact information**. You will also need to **create a password**.

The screenshot shows the 'Camper Application' page on the Girl Scouts of Western Washington website. The page has a green header with the logo and navigation links like 'Contact', 'Shop', 'Forms', and 'Calendar'. A sidebar on the left lists various camp options and resources. The main content area contains a welcome message, instructions for creating a Camp InTouch account, and a form for entering parent/guardian information. The form includes fields for First Name, Last Name, Email, and Relationship, along with a 'Continue' button. There are also promotional banners for 'SPARK' and 'VOLUNTEER NOW'.

3. If your name or email sounds familiar to us, we'll ask that you provide any other email addresses you have used in the past, so we can determine if you have a Camp Intouch account set up under a different email.

The screenshot shows a dialog box titled 'Account Check'. It contains the following text: 'You may already have an account with us. It could be from a previous summer, prior contact with the Camp, or if you were referred to us by another family. Before we move to the next step, we want to check our records. Please enter any other email addresses that you have used in the past few years.' Below the text are three input fields labeled 'Email #1', 'Email #2', and 'Email #3'. At the bottom of the dialog are two buttons: 'Skip' and 'Check'.

How to Register for Camp - New User

4. Create a password for your account

- **Please note:** For first time Camp InTouch users to fully create an account, you must complete the full Camper Application. Your email, password, emergency contacts, household details, camper information, etc. **WILL NOT** be saved until you have done so.
 - **Example:** For new Camp InTouch users that stop halfway through the Camper Application and return later, your information will not be stored and you will need to start over.
- Your password must be a minimum of 5 characters.

Create Account

Hi Test,

We are going to create an account for you before you move to the next screen. The email you entered is:

test@gmail.com

Now, please enter a password that is at least 5 characters long.

Password ■ ■ ■ ?

Re-type

- ### 5. Your registration has begun! **Please note the Camper Application will time out after 30 minutes.** You'll be able to see how much time is left in the upper right-hand corner of the page. Be sure to save your progress at the bottom of each page. Read and review the camper application instructions and cancellation policy and select "Close".

Application Instructions

1. This form **MUST** be filled out by a custodial parent or legal guardian.
2. A separate application must be completed for **each child** you want to register.
3. Use the **Continue** and **Back** buttons on each page to navigate through this online form.
4. Required fields are underlined in red.
5. This application works best when using the following web browsers: Google Chrome or Mozilla FireFox
6. All registrations require a \$25 deposit per program which is due immediately upon enrollment. Please have your payment method ready before beginning the enrollment process.
7. If you have been pre-approved for Financial Assistance, please select Tier C pricing and pay your \$25 deposit during enrollment as deposits are not covered by Financial Assistance.
8. It is important that our system reflects your camper's correct school grade as our camp programs are based off the grade your camper will attend in the upcoming fall 2019 school year. If this information is incorrect in your registration, your camper may be enrolled in the wrong grade program and we cannot guarantee your camper will be able to keep their spot if their grade needs to be change after you have completed registration.
9. A written request is required for all camp registration changes or cancellations. Your request must be submitted at least four weeks prior to the start of your camp session to receive a refund for camp and/or transportation fees less your \$25 non-refundable and non-transferable deposit.
10. Your final camp payment is due my May 21, 2019, unless I have been pre-approved for Financial Assistance. Any accounts with a balance that have not been pre-approved for Financial Assistance after this date are subject to have their registration cancelled due to non-payment.
11. Customers who register on or after May 22, 2019 must pay the full amount of their camp balance during enrollment, unless they have been pre-approved for Financial Assistance.
12. We recommend getting pre-approved for Financial Assistance prior to registering for camp. Otherwise, you may be at risk of losing your non-refundable and non-transferable deposit if you register for camp and then cancel due to being denied Financial Assistance.

If you have any questions, please contact the camp office at 800-541-9852 or email.

Close

6. Select the **current camp season** from the drop-down menu.

ACTIVITIES CAMP COOKIES+ VOLUNTEERS DONATE

Camper Application

Instructions

 Girl Scout Camps are for every girl, a safe space for young people who identify as female. We strive to create an inclusive and supportive environment for our campers and our employees regardless of birth gender, sexual orientation, religious beliefs, cultural heritage, ability, economic status, or family dynamics.

Girl Scout Camp is for ALL girls. We understand that some of our campers use gender neutral pronouns or ones different than those assigned at birth. Unfortunately, our system currently only allows for the selection of "female" when registering for camp (with the exception of Partners and Family Camp). Please select "female" at this time to view full camp availability for your camper.

Season
2019 ▼

How to Register for Camp - New User

7. Fill in the information required for your camper

- **Multiple Campers?** If you have multiple campers, you will start here with your first camper and return at the end of the application to submit separate applications for the rest of your campers individually.
- **Adult Campers?** If you are registering an adult camper, use the same process to register a Child camper. Just be sure to set your grade as **12+** and enter your **birthdate** accordingly so we can identify you as an adult camper.
- **Grade – Our camps are organized by the grade your camper will be entering in the fall of 2022. However, be sure to enter your camper’s current school grade in this section as noted in the yellow text box.** The Camp InTouch system will automatically populate campers for the grade your camper will enter in the fall of 2022. If you complete your application and end up being enrolled in the wrong grade, we cannot guarantee your camper will be able to keep their spot if their grade needs to be changed after you have registered. Please contact the Camp Registration Team immediately so that we can process a cancellation and enroll your camper in the correct grade.

Camper Application Instructions

i Girl Scout Camps are for every girl, a safe space for young people who identify as female. We strive to create an inclusive and supportive environment for our campers and our employees regardless of birth gender, sexual orientation, religious beliefs, cultural heritage, ability, economic status, or family dynamics.

Girl Scout Camp is for ALL girls. We understand that some of our campers use gender neutral pronouns or ones different than those assigned at birth. Unfortunately, our system currently only allows for the selection of "female" when registering for camp (with the exception of Partners and Family Camp). Please select "female" at this time to view full camp availability for your camper.

Season: 2019

How did you hear about us? Select

IMPORTANT INFORMATION ABOUT YOUR CAMPER'S GRADE!

Please select the camper you wish to register above and ensure the grade your camper is currently attending for the 2018-2019 school year shows on the right.

Our camp programs are based on the grade your camper will be entering the fall of 2019. Please note that the system will use your camper's current school grade to calculate their fall 2019 school grade and show you our program availability for their fall 2019 school grade on the next page.

If you are a returning camper and your camper's information on the right is incorrect, please contact the Camp Registration Team **BEFORE** completing the registration process to update your camper's grade information.

If your camper's grade is incorrect on this page and you continue through the registration process, your camper may end up enrolled in the wrong program. **We cannot guarantee your camper will be able to keep their spot if their grade needs to be changed after you have registered.** Please submit your request to have your camper's grade changed **BEFORE** you complete the registration process.

First Name:

Middle Name:

Last Name:

Nickname:

Suffix: NAME CAMPER GOES BY: None

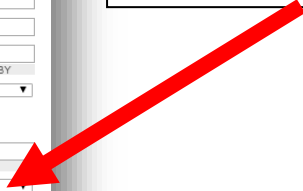
Gender: Male Female

Date of Birth: MM/DD/YYYY

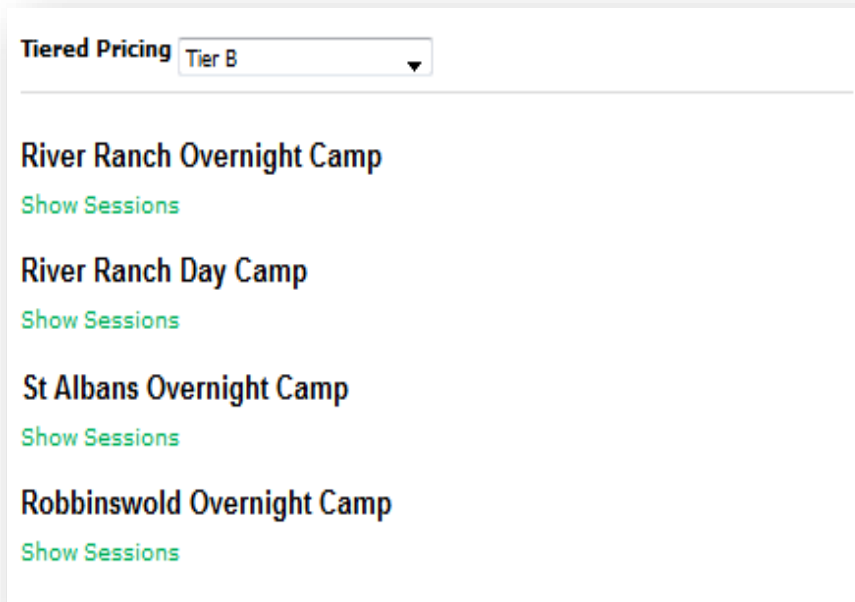
Grade: Select 2018-2019 SCHOOL YEAR

I agree to the [Terms of Use](#) and [Privacy Policy](#).

Enter your camper's **CURRENT 2021-2022 SCHOOL GRADE** here.



- ### 8. Next, continue through the prompts of the Camp Application to select your **camp** and **program**. You can sign up for multiple sessions for your camper on this page.



Tiered Pricing Tier B

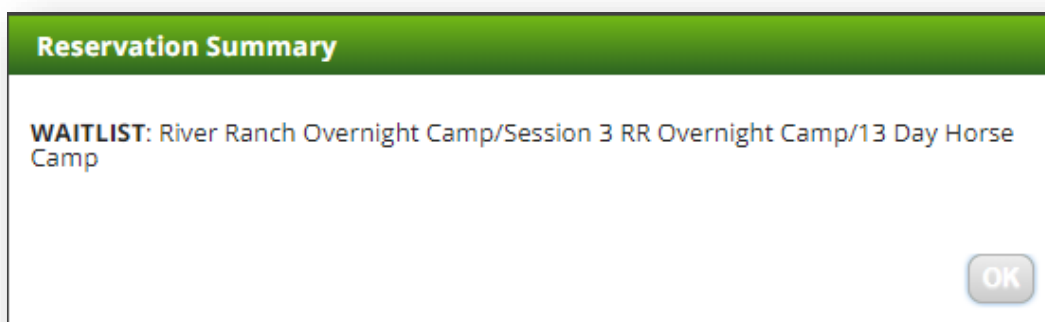
River Ranch Overnight Camp
[Show Sessions](#)

River Ranch Day Camp
[Show Sessions](#)

St Albans Overnight Camp
[Show Sessions](#)

Robbinswold Overnight Camp
[Show Sessions](#)

9. If the session you are registering for is waitlisted, you will see the following message.
- Please note, you must complete the Camper Application and enter a payment method at the end of the Camper Application in order to successfully join the waitlist.
 - You will not be charged to join a waitlist. Your payment information will just be retained so we can run your deposit payment when a spot opens for your camper.



Reservation Summary

WAITLIST: River Ranch Overnight Camp/Session 3 RR Overnight Camp/13 Day Horse Camp

OK

10. Next, complete the information required for your **Household Information** and your **Emergency Contacts**.

Camper Application 49:24
for testerty testerville Instructions

1 2 3 4 5 6

TEST TEST'S HOUSEHOLD

Country **City**

Address **State**

Zip

Home Phone
EX: 828-555-1212

Your Personal Information

First Name **Last Name**

Title **Suffix**

Relationship **Work Phone**

Login Email **Cell Phone**

Other Email **Other Phone**

Second Parent/Guardian

First Name **Last Name**

Title **Suffix**

Relationship **Work Phone**

Login Email **Cell Phone**

Other Email **Other Phone**

CANCEL ADDING SECOND PARENT/GUARDIAN

Add another parent/guardian who resides at a different address

Emergency Contacts

In the event you or another parent/guardian cannot be reached, please provide two alternate contacts.

Contact	Name & Relationship	Telephone Number
Contact 1	<input type="text" value="JOHN DOE (UNCLE)"/>	<input type="text" value="303-555-7724"/>
Contact 2	<input type="text"/>	<input type="text"/>

If there is only one Parent/Guardian in your household, select the option to “Cancel Adding Second Parent/Guardian” to continue to the next page.

- Upload a picture of your camper (options) and enter your **bunk information**. You can add buddies your camper would like to bunk with as well as campers you prefer your camper not to bunk with. Campers may indicate one buddy to be placed with them in the same cabin at camp. Buddy requests will be honored, where possible, if both campers name their buddies when registering. We will not be able to accommodate groups of buddies. Please be advised that buddies cannot be guaranteed.

How to Register for Camp - New User

ACTIVITIES **CAMP** COOKIES+ VOLUNTEERS DONATE


Camper Application

for Test Tester 48:39 [Instructions](#)

1 2 **3** 4 5 6


Additional Information

Please upload a current photo of the camper by clicking on the image to the right.




Click Here to Upload

Enter up to 2 **bunk or cabinmate requests** below.

 We make every effort to honor buddy requests, but they are not guaranteed.

Are there any campers your child would rather **not** bunk with?

 We make every effort to honor buddy disrequests, but they are not guaranteed.

12. Review information regarding Financial Assistance and Girl Scout Memberships (required for camp).

Email | News | Photos | Cart My Account | Help | Log Out

Camper Application

for Buffy "Chungus" Bot

37:42

Instructions

1 2 3 4 5 6 7

Financial Assistance - Request Your Camp Grant

Girl Scouts supports every girl, regardless of their financial situation. Get pre-approved for Financial Assistance by submitting a Financial Assistance Request form [here](#)

Please note that your \$25 camp deposit is not covered by your Camp Grant and must be paid during camp registration. Deposits are non-refundable and non-transferable. The maximum award for a Camp Grant is \$250. Any remaining balance after the Camp Grant is applied must be paid by Tuesday, May 19, 2020 to avoid cancellation due to non-payment.

⚠ IF YOU HAVE BEEN APPROVED FOR FINANCIAL ASSISTANCE for the 2019-2020 year, you must request your Camp Grant below. Once your request is received, it will be reviewed by the Financial Assistance Team and if approved, your Camp Grant will automatically be applied towards your camper's balance.

⚠ IF YOUR CAMPER IS WAIT-LISTED AND YOU PLAN ON UTILIZING FINANCIAL ASSISTANCE for camp, we recommend completing the process to get pre-approved for Financial Assistance as soon as possible to ensure your Financial Assistance is ready to go when your camper's wait-listed spot opens.

If a spot opens for your camper and your Financial Assistance has not been approved, you may be unable to complete enrollment as your Financial Assistance needs to be pre-approved at least three weeks from the start of your campers session.

13. If your camper will be utilizing Financial Assistance for camp, please select the **“Yes, I have been pre-approved for Financial Assistance and would like to request a camp grant”** radio button.

Note: If your camper will not be utilizing Financial Assistance for camp, you may select the **“NO”** options and move on to the next page.

⚠ IF YOU HAVE NOT BEEN PRE-APPROVED FOR FINANCIAL ASSISTANCE for the 2019-2020 year, you may continue through the camp registration process, but once you are approved for Financial Assistance you must submit your Camp Grant request to our Customer Care Team by calling 1-800-541-9852 or emailing customer-care@girlscoutsww.org.

Camp Grant Request

- Yes, I have been pre-approved for Financial Assistance and would like to request a camp grant
- No, I will not be utilizing Financial Assistance for camp

14. Review our Girl Scout Membership policy and click “**Continue**” to move on to the next page.


Does My Camper Need to be a Girl Scout to Attend Camp?

All girls attending Girl Scouts of Western Washington Summer Camps must possess a 2019-2020 Girl Scout Membership.

To renew your membership or join for the first time, please [click here](#).

Please select Individually Registered Member when purchasing your membership if you wish to only participate in camp.

ⓘ If your camper has an active membership in another council, please continue with your registration. You will receive a notification post-enrollment advising you that your camper does not have a Girl Scouts of Western Washington Membership. Please reply to this email notification advising us of your camper's local council name. We will reach out to your local council directly to verify your camper's membership and send you a confirmation email once verification is complete. There is no need to transfer your membership to our council.


[Privacy Policy](#)
[Terms of Use](#)

15. Review your registration charges and deposits. Click the “**Credit Card**” button and then the green “**Add a Credit Card**” link to add your payment method. You **must** add a credit card payment method to complete your registration and save your profile information.

Camper Application 15:46

for donald duck duck [Instructions](#)

1
2
3
4
5
6

Billing Information

Your billing information is below. Invoices will be sent via email.
 (mmouse@gmail.com) [Edit Billing Information](#)
 123 post lane
 olympia, WA 98516

Payment Information

Your full camp balance is due by **May 21, 2019**. Any account with a balance after this date that has not been pre-approved for Financial Assistance is subject to have their camp registration cancelled without a refund due to non-payment.

If you are registering after May 21, your camp balance must be paid in full during registration unless you have been pre-approved for Financial Assistance at which point only your deposit is due immediately.

Charges	\$525.00
donald duck duck RR 4 Day Classic Camp	\$525.00
Discounts	(\$75.00)
donald duck duck RR Overnight Tier B Discount	(\$75.00)
New Family Balance	\$450.00
Due Now for donald duck duck	\$25.00

Review your billing information and charges for your camper's enrollment.



- **If you are joining a waitlist**, please add a credit card payment method to pay your deposit and complete your registration. You **WILL NOT** be charged if you are only joining a waitlist. Your payment information will simply be stored for when a spot becomes available.
- **If you are pre-approved for Financial Assistance**, please add a credit card payment method to complete your registration and pay your \$25 deposit. Be sure you select the option on the Financial Assistance page (previous page) to request your camp grant. After we receive your camp grant request from your registration, your Financial Assistance Camp Grant request will be reviewed by our Financial Assistance Team and you will receive an email notification regarding the status of your request.
 - **If you did not submit your camp grant request in your camper application, you may do so post-registration by contacting our Customer Care Team at 1-800-541-9852.**

How to Register for Camp - New User

- If you **HAVE NOT** been pre-approved for Financial Assistance yet, you may continue with the enrollment process. You'll pay your \$25 deposit per program to hold your camper's spot (which isn't covered by Financial Assistance) and then you may begin the process to get pre-approved for Financial Assistance on our website by clicking here. You will receive an email from the Financial Assistance Team regarding the status of your Financial Assistance application. If approved, please contact our Customer Care Team at 1-800-541-982 to request your camp grant. Your camp grant **WILL NOT** be applied to your account unless you specifically request the grant.

16. Review information about deposits, future payments, waitlists and Financial Assistance.

The screenshot shows a web form titled "Deposit". It contains several paragraphs of text providing instructions on how to pay a \$25 deposit, including options for those who are pre-approved for Financial Assistance and those who are not. At the bottom of the form, there is a question: "What form of payment will you use for the deposit?" with a radio button next to the "Credit Card" option. Below the question are three buttons: "Back", "Continue", and "Save for Later". A red arrow points from a callout box on the right to the "Credit Card" option. The callout box contains the text: "Review information regarding deposits, future payments, waitlists and Financial Assistance".

Deposit

Please note the payment you are submitting at this time will only be for the applicable deposits for your registration (\$25 per program).

If you wish to make additional payments, please use the "Financial Management" tab in your Camp InTouch account after you have completed your registration.

If you are joining a Wait-List, please add a credit card payment method to complete your registration. You **WILL NOT** be charged if you are only joining a wait-list. Your payment information will simply be stored for when a spot becomes available.

If you have been pre-approved for Financial Assistance, please add a credit card payment method to pay your deposit today. The Camp Registration Team will automatically apply your pre-approved Financial Assistance Camp Grant within 5-7 business days of enrollment and you will receive a confirmation email once your Camp Grant is posted.

If you have **NOT** been pre-approved for Financial Assistance, you may still complete enrollment today by paying your \$25 deposit and then visit our website to complete the process to get pre-approved for Financial Assistance. The Camp Registration Team will automatically apply your Camp Grant to your camp account within 5-7 business days of getting pre-approved for Financial Assistance.

What form of payment will you use for the deposit?

Credit Card

Back Continue

Save for Later Save your work and complete this form at a later time

Review information regarding deposits, future payments, waitlists and Financial Assistance

17. Select the "Credit Card" button.

How to Register for Camp - New User

If you have **NOT** been pre-approved for Financial Assistance, you may still complete enrollment today by paying your \$25 deposit and then visit our website to complete the process to get pre-approved for Financial Assistance. The Camp Registration Team will automatically apply your Camp Grant to your camp account within 5-7 business days of getting pre-approved for Financial Assistance.

What form of payment will you use for the deposit?

Credit Card

Credit Card

MasterCard VISA DISCOVER American Express

[Add a credit card](#)

Back Continue

Save for Later Save your work and complete this form at a later time

Once you select the Credit Card button, you'll see credit card logos and "Add a credit card" link populate below.

18. Click "**Add a credit card**" to bring up the credit card vault which stores your payment information. Fill in your payment information and click "**Save Card**".

- If the payment vault does not populate for you, you may need to clear your browsing history, clear your cache or try using a different browser.

Add Credit Card

Credit Card Vault

Credit Card Number

Master Card / Visa / Discover / American Express, EX:
4375009012859081

Expiration Date

Month Year

First Name Last Name

Billing Country

United States

Billing Address

123 Test lane

Suite/Apt/etc. (optional)

City

Olympia

State Zip/Post

19. Read and sign the terms and conditions.

ACTIVITIES CAMP COOKIES+ VOLUNTEERS DONATE

Camper Application 15:39
for test tester [Instructions](#)

1 2 3 4 5 **6**

Terms and Conditions

Girl Scouts of Western Washington works to provide every girl who wishes to go to camp with a terrific camp experience. While we can provide for a number of conditions and special needs, we may not be able to do so for every situation. If you have questions as to whether Girl Scout Camp is right for your daughter, please call us at (800) 541-9852 as early as possible. As parent/guardian having legal custody of the camper named, who is voluntarily enrolled as a participant in the Girl Scouts of Western Washington resident camp program, I agree to instruct my child to observe rules and regulations governing the activities. I understand that camping programs involve inherent risk and possible injury because of the nature of the activity, even when conducted in a safe manner. I understand that a statement of her good health is required before she may attend. I have read the statements above. I understand the information and agree to allow my daughter/ward to participate in camp.

I have read and agree to the terms and conditions above. By signing this form I give Girl Scouts of Western WA permission to debit my account the total amount due as indicated on my tuition contract, if applicable.

Signature


20. Once your application is submitted, you will see the screen below.

- Click **“My Account”** to see further details regarding the camp you register for.
- Click **“Print This Application”** for a receipt. You should also receive an email confirmation regarding your camp registration.
- Start an application for another camp by clicking **“Begin New Application”**. Your profile information gathered from your first camper will be transferred.


ACTIVITIES CAMP COOKIES+ VOLUNTEERS DONATE


Camper Application [Instructions](#)
for test tester

Thank you for registering your camper for Girl Scout Summer Camp! Be sure to log in to [CampInTouch](#) for additional information for your camp session.

 **Clothing Labels**
Click here to purchase labels for your child's clothing and other belongings.

Application Submitted

 test is going to camp... Click here to tell your Facebook friends!

 test is going to camp... Tweet this!