



Lesson Title

Zinni-Considerate and Caring

Lesson Overview:

In this lesson, Daisies will work on their Considerate and Caring (spring green) petal.

- Talk about what it means to be considerate and caring.
- Watch videos on being considerate and caring.
- The Daisies will then practice how to be considerate and caring with a couple activities.
 - Flower color sheet.
 - Daisy Song.



Petal/Try It/Badge

Earn your spring green petal Considerate and Caring



Lesson Time

45 Minutes




Girl-Led Component

Asking each Girl Scout questions on how they were considerate and caring this week.



Special Needs

N/A



Lesson Title

Zinni— Considerate and Caring

Lesson Delivery


1. Greet Daisies and say the Girl Scout Promise and Law. (3 min)
2. Sing Girl Scout Daisy song by Melinda Caroll.
3. Ask for examples of times when Daisies have been considerate and caring (10-15 min).
4. Explain the activity for today. Daisies will recognize and identify other peoples feelings.

Activity #1: Considerate and Caring means that you think and care about how others feel. The Daisies can recognize feelings by making up their own emojis.

- Gather materials and supplies to make emoji feelings. Such as excited, angry, happy, scared, and sad.
- When the Daisies have finished drawing their emojis they can put them in a container and play a game with them:
 - Have Daisies take turns picking a piece of paper out of their own container. They should keep the emoji a secret.

Materials Needed

- **Watch video:** *Have you Filled your Bucket Today* by Carol McCloud
 - **Watch video:** *Kindness is Cooler Mrs. Ruler* by Margery Cuyler
 - Paper
 - Pencils, markers, or crayons
 - Penny, dice, or odd items found around the house
 - Zinni color sheet template
-
- Instruct them to try to express the emotion on the paper to the rest of the group (or to you) without using any words.
 - The group should try to guess the feeling. Repeat steps for every Daisy.



Lesson Title

Zinni— Considerate and Caring

Lesson Delivery

Activity #2: Listen Up! Time: (15 minutes)

Materials needed: Small objects or tokens, such as coins, pencils, or things you find around the house.

Listening is another important part of being a good friend. A good listener is an active listener. They're someone who shows that they really care about what people are saying. They do this by giving their full attention to the speaker, not interrupting, and asking good questions.


1. Pick someone to go first have them pick an object from home.
2. Instruct the Daisy who was chosen to go first to describe their object without saying what it is. See if someone can guess what they are describing without seeing the object.

Discuss the role that listening played in this activity. Why was listening so important? How were you a good listener? Was it hard to be an active listener? What might make it easier to be an even better listener? When you're having a real conversation with someone, what are some things you can do to show you're really listening and care about what they are saying?

Materials Needed

- **Watch video:** *Have you Filled your Bucket Today* by Carol McCloud
- **Watch video:** *Kindness is Cooler Mrs. Ruler* by Margery Cuyler
- Paper
- Pencils, markers, or crayons
- Penny, dice, or odd items found around the house
- Zinni color sheet template

ZINNI THE ZINNIA



SPRING GREEN PETAL

considerate and caring

The Daisy Song

by Melinda Carroll

I'm a Girl Scout Daisy, take a look at me. (thumbs point to themselves)

I'm a Girl Scout Daisy, happy as can be. (all Daisies smile)

We're having fun and sharing, each and every day. (sway side to side)

I'm a Girl Scout Daisy, hip hip, hurray! (thumbs point to themselves, then
clap on hip, hip hurray!)

