



Junior Guide to Going Bronze



girl scouts 
of western washington



Thank you to Girl Scouts of Maine for developing this helpful resource!







Table of Contents

7 Steps to Bronze	3
Get Ready for a BIG Adventure!	4
About the Bronze Award Project	5
Here's How to Get Started	5
Go on a Junior Journey	6
Step 1: Build Your Team	9
Step 2: Explore Your Community	11
Step 3: Choose Your Bronze Award Project.....	13
Step 4: Make a Plan	20
Step 5: Put Your Plan in Motion.....	24
Step 6: Spread the Word.....	26
Step 7: Celebrate	27
What Comes Next?	27





7 Steps to Bronze

Step 1



Build your Girl Scout Junior team

Your team is you and other Girl Scout Juniors who are on this adventure together, plus your troop/group volunteers.

Step 2



Explore your community

Take a close look at what's going on right around you. Start by exploring your community: your block, your neighborhood, or your school. Keep your eyes open for ways you can make a positive change.

Step 3



Choose your Bronze Award project

Research your team's top community issues, discover root causes, and decide which issue interests you the most.

Step 4



Make a plan

Now that you've chosen an idea, it's time to make a plan. Work out your budget, goals, and who else you might need to help with your project.

Step 5



Put your plan in motion

Now that you have an overall plan, it's time to make a list of tasks and figure out who will be doing what. Remember, you're a team, so one or more girls can volunteer for each task.

Step 6



Spread the word

Think about what you did, why it mattered, and what you learned. Put your story together so that you can share it with others!

Step 7



Celebrate

Be sure to celebrate what you've done. Not only have you had a great adventure, but you've helped create a better world!



For more information about the Bronze Award, please visit GirlScoutsWW.org/BronzeAward



Get Ready for a Big Adventure!

The Bronze Award is the highest honor a Girl Scout Junior can achieve. When you work on the award, you'll get a chance to use your unique skills and explore your interests. And you'll have a chance to make a real difference in your community.



Troop 41653 discovered that women in the King County sheriff's department are issued uniforms in men's sizes and that is the only option. They felt this was discriminatory. The troop worked with local council members and together drafted and submitted an ordinance requiring equity in uniform sizing ... across all departments, not just in the sheriff's department. The ordinance **PASSED** assuring equity in uniform sizing.



Troop 46787 created a campaign to educate the community about car/road litter. This included a day of service picking up road trash, an educational demonstration in the parking lot of a local business and spreading the word with a PSA video. Their actions netted 8 bags of roadside litter, 4 cleaned vehicles and over 40 views of their PSA.





About the Bronze Award Project



The Bronze Award project is special. It will be different than other projects you've done as a Girl Scout, like collecting coats for the homeless or pet food for an animal shelter.

These projects are great, but with the Bronze Award project, you'll take a deeper look at a community issue. You and your team will research to understand what causes the issue. You'll think of solutions. And, you'll work with the community to complete your project. That's what makes the Bronze Award project a Take Action project!



Here's how to get started

Let's get going! You'll need to check these three items off your to-do list before you begin working on the Bronze Award:

You're Ready When...



- ☒ You are in fourth or fifth grade
- ☒ You are registered as a Girl Scout Junior
- ☒ You've completed a Girl Scout Junior Journey, including a Take Action project



Go on a Junior Journey

Your Junior Journey is important. In fact, completing it is the first step in earning the Bronze Award. If you've already done a Junior Journey, including a Take Action project, start with the reflection activity on page 6. Then move on to Step 2 of the Bronze Award.

Doing a Journey will help you build skills like planning and working with a team. As you work on a Journey, you'll also have new experiences like meeting people in your community.

You'll need these skills and experiences to succeed on your Bronze Award project. You'll also earn new leadership awards that you can be proud of

What Junior Journey sparks your interest?

Choose from these Junior Journeys:

- ☐ **It's Your World—Change It!**
Explore your own talents and learn about women who have made the world better. As you follow along in Agent of Change, you'll also discover the benefits of teamwork—whether it's talking about energy use, helping a local food bank, or using your unique talents in other ways.
- ☐ **It's Your Planet—Love It!**
As part of GET MOVING!, you'll go for nature walks, interview power-use experts, and conduct energy audits of local buildings. Then complete a Take Action project by launching carpools, working to dim the lights on city buildings, and promoting energy savings at school.
- ☐ **It's Your Story—Tell It!**
Exploring new roles and busting stereotypes are just two of the activities you'll enjoy on the aMUSE Journey. Whether it's role-playing, speaking to actors about their characters, or starting a "mix-it-up" day to meet new classmates, you'll develop increased confidence and inspire others.



Or choose these digital Junior Journeys (find them in the Volunteer Toolkit):



Think Like an Engineer

You'll discover how to think like an engineer by participating in hands-on design challenges and completing a Take Action project.



Think Like a Programmer

You'll learn how programmers solve problems, participate in interactive computational-thinking activities, and complete a Take Action project.



Think Like a Citizen Scientist

In this Journey, you'll practice the scientific method by undertaking a citizen science project. You'll make observations, collect data, and work with scientists who provide feedback on research and findings. Then, you'll complete a Take Action project.



Outdoor

Deepen your outdoor skills and learn about protecting the environment when you go outdoors. Plan a Take Action project that makes your favorite outdoor space a better place.

Use the Award and
Badge Explorer to
learn more about
Journeys. Find it at
[www.girlscouts.org
/badgexplorer](http://www.girlscouts.org/badgexplorer)

Reflect!

Once you've completed your Journey, reflect! Your answers may help you tackle your Girl Scout Bronze Award.

**What did you
discover about yourself?**

**Who did you
connect with?**

**How did you use the Girl Scout
Law during your Journey?**

How did you Take Action?

What did you learn by doing a Journey?



Step 1: Build Your Team

Earning a Bronze Award is a team project. You and other Girl Scout Juniors will go on this adventure together. Your whole troop or a group of girls from your troop can be a team. Don't know any other Girl Scout Juniors? Friends can be on your team—as long as they are in fourth or fifth grade.

After you've built your team, hold a meeting to get to know each other. Even if you've been in a troop together or friends for years, see if you can discover something you didn't know! Play a game or two to get the ball rolling. Try "ROLL WITH IT".



Roll With It

What you'll need:

- Dice

What to do:

- Sit in a circle
- Each person has a chance to roll the dice and answer a question based on the number rolled



What is your favorite Girl Scout experience and why?



What is one thing you would change in the world and why?



Where is your favorite place to be and why?



What is one of your strengths? When did you use it?



Who do you most admire and why?



WILD CARD
You can answer any question you like!



Then, think about the things you love to do.

Do you love spending time with friends? Whipping up a treat or two in the kitchen? Being outdoors? Building a robot in your room? Does a good book or a zipline make you happy? List it all. Then share your list with your team. You'll learn about the interests and talents of your teammates. Some of these may be useful to know for your Bronze Award project. And some will just be fun!

In my free time, I like to:

These make me happy:

My best memory is:

I'm interested in:

These are my talents:

I've always wanted to learn:

**Before you end your first team meeting, decide on team rules.
HINT: Use the Girl Scout Law as your guide.**




Step 2: Explore Your Community

Earning the Bronze Award is an adventure. Start by exploring. Take a look at what's going on around you. That's the best way to come up with project ideas that will make a difference.

Take a fresh look at your community: your block, your neighborhood, your school. As you walk, bike, or ride, keep your eyes open for ways you and your team can make a positive change. Look for problems that could be fixed or improved.

Use the chart on page 12 to keep track of your ideas. Follow the example if you need help getting started.



You can use these ideas to help you observe:

Keep an open mind. Ideas can come from anywhere. Are students wasting paper in school? Would your neighborhood be improved with a wall mural? Is there a missing sidewalk that makes walking difficult? Observations like these may be a Bronze Award project.

Make it a team activity. Get together as a group to walk your school or block. Discuss what you see.

If You're Stuck:

Think about something that would make your own life better. Chances are good that others have the same need.

Here's an example: Maybe you feel like you should get more exercise so that you'd be healthier. But you don't know how to get started. Other people probably feel the same way. You could create a "Let's Move It" club that meets a few days a week after school. You could learn jump rope techniques, run races, organize games—anything that keeps you and others active.

My Observation Chart

What I See (list your observations)

Example:

I see many cars screeching in front of school.
Drivers go too fast. Drivers on phones.
Crosswalk not visible, paint is faded.

Maybe our Team Could... (list your ideas for making a difference)

Example:

We could talk to the city about painting the
crosswalk. We could learn about crosswalk
safety and start a program at school to teach
students. We could hang flyers to remind
parents to practice safe driving.



Step 3: Choose Your Bronze Award Project

1

Meet with your team. Share your observations. Choose the ones you're most excited about!

2

Make a list of the team's top observations.

3

Brainstorm how your team might make a difference.

Observations

Brainstorm Ideas

Use a separate piece of paper if you need more room!

4

Work Together to choose the top three topics/issues that interest the team.

Topic 1	
Topic 2	
Topic 3	

5

Get Information! Research to understand the root causes of the three topics/issues and to find solutions



You can research at the library (books, magazines, newspapers) and online. Read the Internet Safety Pledge. Find it at girlscoutswv.org under forms.

It's also a good idea to talk to experts. You might find it hard to talk to adults about your project, especially if you don't already know them. Start with people you know first, like your teachers and neighbors. Speaking with adults like these first can help boost your confidence. When you do talk with others, go as a team. You'll find it helpful to be in a group.

Here's an example:

Project Idea #1

Observation: Lots of cars screeching in front of our school.

What I read or who I talked to: Crossing guard and kids at school.

What I learned: Drivers drive too fast. Crosswalk isn't very visible. Drivers are on their phones. The paint is faded.

Maybe we could: Talk to the city about painting the crosswalk. Post signs or hand out flyers reminding parent drivers not to text and drive.

Project Idea #1

Observation: _____

What I read or who I talked to: _____

What I learned: _____

Maybe we could: _____

Project Idea #2

Observation: _____

What I read or who I talked to: _____

What I learned: _____

Maybe we could: _____

Project Idea #3

Observation: _____

What I read or who I talked to: _____

What I learned: _____

Maybe we could: _____

7

Share your project idea charts with your team.

8

Together pick one project topic. If you're having trouble deciding, ask the questions below about each topic/issue. Your answers may help you.



**Why does
this idea
matter?**



**Are
our ideas
realistic?**



**Who
will
this
help?**



**What can we do to make
a difference?**

What project topic did you choose?



Step 4: Make a Plan

Great job! By now, you've already learned some things about your community. And you've picked a topic for your Bronze Award project. Give yourself and your team a pat on the back! Ready to move forward? Start by making a plan. It's a surefire way to get off to a good start. **Think your plan through by answering these questions:**

WHAT is the goal of
your team project?


WHAT special talents can each girl
use to make the project a success?

How Can You Get Other
People Involved?

What Steps Does Your Team Need
To Take to Reach the Project Goal?

What supplies will you need?	What will it cost?

Can you change the project so that it doesn't cost anything?



If not, how will your team earn the money it needs?

- ☐ Girl Scout Product Program funds
- ☐ Money-earning project(s)

Can you make your project last?

Making your project last—even after you're done is called sustainability. Girl Scout Silver and Gold Awards are sustainable. So thinking about sustainability can help you prepare for these Highest Awards. Read below to see how one team made their Bronze Award project sustainable.

Sustainability: Here's what one team did...

One Bronze Award Girl Scout wanted to have more dietary options at their school. Having many dietary restrictions themselves, they researched and found budget and allergen friendly items that the school cafeterias could adapt district wide. Their design provided appetizing and tasty meals to those with special dietary needs and allowed the schools to serve ALL their students. The new allergen friendly meals for all has been adapted district wide and the food services department continue to evolve their menu.

How could your team make your project sustainable?

Ready to ROCK your plan?

Answer this question as a team, and you'll be ready to roll in Step 5.

We will know we have made a difference when...



Step 5: Put Your Plan in Motion

Use the Take Action Chart on this page to assign tasks and due dates. Use the log on the next page to keep track of the time YOU spend on your Bronze Award project. Make copies of these pages if you need more space.

Action to Take	How We'll Do It	Due Date	Who Will Do It?



DON'T FORGET! Take photos or shoot video to document your Bronze Award project as you work on it. Use these items to tell your Bronze Award story in **Step 6: Spread the Word.**

My Time Log

You can use this log to track the time you spend on your Girl Scout Bronze Award project.

Date	What We Did	Time Spent

Total:



Step 6: Spread the Word

Each Bronze Award project tells a story of inspiration and teamwork. It's also a story of change for the better. Before you submit your final report, tell your story! When you tell your story, be creative and have fun. After all, your story celebrates all you have accomplished.

How will your team tell their Bronze Award story?

It's up to you, of course! You can:

- Create a presentation
- Put together a scrap book
- Make a photo collage
- Create a short video



Think about these questions as a team.

Your answers can help you put your Bronze Award story together.

How did you decide what was needed
in your community?

How did you live out the Girl Scout
Promise and Law?

How did you solve problems
that came up?

How has your team made the
world a better place?

How did your team work together?

What did you discover
about yourself?

Once you've put your story together, find ways to share it so that you can inspire others.

Share your story with another Girl Scout troop, your service unit, or students at your school. You can post your story online with the help of your troop leader or another troop volunteer. Present your project at a community meeting. Or, display your project at a local library for others to see.



Did you know?

As a Girl Scout, you're a member of a worldwide community.

There are Girl Scouts and Girl Guides in 150 countries! Take time to think about how people in other parts of the world might address the issue that you've chosen to work on. Are there ways to tell your story to people in other places so that they can learn about what you did?



Step 7: Celebrate

You've made it to the last step! Girl Scouts of Western Washington is excited to learn about all you've accomplished, and we hope you're able to plan a celebration or attend a Service Unit celebration!

Ways to Celebrate

Troops or Service Units may hold local pinning ceremonies. Girl Scouts and their families are encouraged to invite mentors, volunteers, community partners, local dignitaries, and many others to celebrate in the successful completion of your project and the ways in which it helped the community.

Optional

Submit a final report about your Bronze Award project. You can submit your report online at GirlScoutsWW.org/BronzeAward.



What Comes Next?

Set your sights on Silver and Gold Awards. Imagine all you can do!

The Girl Scout Silver Award

- Earn the Girl Scout Silver Award when you're in grades 6-8.
- Be registered as a Girl Scout Cadette.
- Complete a Girl Scout Cadette Journey before you begin.
- Get started on your Silver Award.

The Girl Scout Gold Award

- Earn the Girl Scout Gold award when you're in grades 9-12.
- Be registered as a Girl Scout Senior or Ambassador.
- Complete two Senior or Ambassador Journeys or one Journey (if you've earned the Girl Scout Silver Award) before you begin.



Did you know?

The Gold Award is the highest achievement in Girl Scouts. Earning the Girl Scout Gold Award can help you stand out when you apply to college. And, some scholarships are just for Gold Award Girl Scouts. Gold Award Girl Scouts are recognized as leaders who make the world a better place!