



girl scouts  
of western  
washington



**Camp River Ranch**  
Camping on Girl Scouts of  
Western Washington Properties

# Camping on Girl Scouts of Western Washington Properties

Welcome to Girl Scouts of Western Washington's camp properties! Our seven camp properties provide a breath-taking backdrop for your troop, service unit, or organization use. This guide will provide helpful information for your stay, including facilities and amenities descriptions, usage guidelines, and info on the reservation process. Whether it's your first time camping, or your hundred-and-first, Girl Scouts of Western Washington can't wait to make it a great one.

*When and where do we check-in? Can we park in our unit? What are the guidelines for building a fire?* You may have many of these questions and more as you prepare for your outing at camp. Here, we'll try to address most of those topics. If your question or concern isn't addressed, call or email your reservation contact, and they will be happy to find the answer for you.

<b>Arriving at Camp</b>	<b>4</b>	<b>Safety at Camp</b>	<b>9</b>
- Check In & Check Out	4	- Emergencies in Camp	9
- Vehicles	4	- Fire & Propane Use	9
<b>Using Camp Facilities</b>	<b>5</b>	- Restricted Substances & Weapons	11
- Dining Hall & Kitchen Use	5	- Service Animals & Pets	11
- Waterfront Use	6	<b>Sharing Our Camps</b>	<b>12</b>
- Tents & RVs	7	- Respect for Others	12
- Garbage & Recycling	7	- Co-ed Groups	12
- Facility Capacities	7	- Service Projects	12
- Lights	8	<b>Available Equipment</b>	<b>13</b>
- Accessibility	8	<b>Site-Specific Information</b>	<b>14</b>

## Arriving at Camp

### Check-in/Check-out

The “person in charge” for your group will check in with the site host or camp manager when you arrive, before you enter camp. At this time, the camp host will give you a camp orientation (including pertinent emergency procedures), issue any equipment you have requested, and confirm your check-out time. This is a great time for them to answer questions, help solve problems, and make your stay at camp more enjoyable. You’ll also provide all necessary certifications (waterfront, first aid, etc). Please allow at least 10 minutes for the check-in process, and at least 15 minutes for the check-out process.

Check -In can be as early as 3:00pm (4:00pm for Klahanee and Evergreen), and no later than 9:00pm. Check-Out is generally scheduled by 2:00pm. If your group needs an earlier check-in or later check-out, we’ll do our best to arrange that prior to your arrival with the site host or camp manager.

### Parking

Most of our units do allow you to drive in to unload gear, but not all areas are accessible by vehicle. Check with your camp host regarding your specific unit, and pack accordingly. Once you are unloaded, please return all vehicles to the designated parking areas. Posted speed limits and vehicle-restricted areas ensure that everyone in camp has a safe, enjoyable stay. If your group has special accessibility needs, talk to your camp host at check-in to arrange appropriate transportation accommodations.

## Using Camp Facilities

### Dining Hall and Kitchen Use

Meal services can be provided for groups larger than 35 for an additional fee, pending staff availability. To request meal service, please include it on your camp reservation request. If you have already submitted your request, contact Girl Scouts of Western Washington to schedule this service.

#### *A few reminders for kitchen use:*

- Groups with a qualified cook (Food Handler’s Permit and training/documentated experience in commercial cooking) may rent the dining hall commercial kitchens. Does someone in your group need a Quantity Cook workshop? Search “Quantity Cook” on our website to learn more and find the current training schedule.
- You will receive a kitchen orientation at check-in. Please also read the provided kitchen and lodge manual.
- Youth must be age 15 or older to prepare foods or utilize the commercial equipment in our camp kitchens. Need a job for your younger group members? Set them up with table hosting and table setting!
- For non-commercial kitchens (like the Troop Houses), a Food Handlers Permit is only needed if you are providing meals for more people than your immediate troop/small group. Looking for a smaller, non-commercial kitchen? Check out available options in the Facilities at-a-Glance or Camp Facilities Descriptions documents at the end of this guide.

# Using Camp Facilities (cont.)

## Waterfront Use

Our camp waterfront areas are open to groups who bring certified adult personnel or hire Girl Scouts of Western Washington certified staff. If you are planning to use the waterfront with your own certified staff, please include the program area in your reservation and confirm with your site host prior to arrival. Your site host will need copies of all applicable certifications when you check-in at camp.

*A few reminders for waterfront use:*

- All swimming, boating, and other waterfront usage must be supervised by certified adults
- Heed the posted swim and boat dock rules
- Swimming is permitted in designated swim areas
- Observe all dock closure signs as posted
- Waterfront access is available March 15–October 31, pending safe air and water temperatures
- For detailed procedures for waterfront usage, please refer to Girl Scouts of Western Washington Waterfront Use Guidelines.



## Tents & RVs

Each facility has a primitive camping area where visitors can tent camp. In some instances, groups may want to set up a tent to expand the group size or provide for men in camp; please work with your site manager/host for approval.

Our camps have no sanitation, water or power facilities for recreational vehicles. Self-contained RVs require prior approval from the camp host and are limited to the main parking areas.

## Garbage & Recycling

Our commitment to environmental stewardship extends to our camp properties, and we do practice recycling and compost at most of our locations. Work with your group to plan a menu that minimizes garbage and maximizes recyclable and compostable materials. Your site host can provide more information about what materials your site can recycle or compost. For those unavoidable trash items, garbage bags are provided. *(Note: Garbage bags are not provided at the Northern Property. Please plan accordingly.)* Please note that Styrofoam dishes and cups are not allowed on Girl Scouts of Western Washington properties because of their negative environmental impact. You are encouraged to make use of the reusable dishes at camp or bring your own reusable implements to conserve our environment.

## Facilities Capacities

All of our buildings have a listed capacity that meets with local fire code regulations and Girl Scouts of Western Washington guidelines. For the safety and comfort of all of our guests, please abide by all listed capacities.

## Using Camp Facilities (cont.)

### Lights

Many visitors to camp live in urban areas where light pollution is common, and have rarely experienced a pitch black sky. Camp is an opportunity to experience this first-hand, so most of our units do not have electric lights. Make sure to pack heavy-duty battery-powered or rechargeable lanterns. You may bring propane lanterns or check them out from the site host, but please leave liquid gas lanterns at home.

### Accessibility

Girl Scouts of Western Washington follows a general policy of inclusion. If a member of your group requires special assistance, please call us to make arrangements. Reasonable accommodations will always be provided when feasible. We strongly recommend a member of your group visit the site prior to the event to see if specific needs can be met.



## Safety at Camp

### Emergencies in Camp

Each group is responsible for bringing their own first aider and first aid kit. Bring with you a list of all participants that includes name, address, emergency contact(s), health statements, and permission to seek emergency medical treatment. In the event of any serious accident or emergency, notify your site host immediately, and follow his or her direction. Medical emergency transportation shall be provided by Emergency Medical Services (911).

Each site has procedures for notifying camp visitors if evacuation of the camp becomes necessary. Your site host will provide this information during your check-in and orientation. Emergency procedures are posted in each unit and designate the appropriate evacuation point.

### Fires & Propane Use

We gladly provide firewood at all of our camp properties! Bring dry kindling and fire starters to start fires. Each camp provides posted rulings on fire management in camp. Basic guidelines include:

- Please keep fires within designated areas, with fire safety equipment close at hand. Always supervise your fire, and make sure that it's completely extinguished before leaving your site or retiring for the evening.
- Check the local burn bans to ensure fires are permitted. Charcoal fires may be permitted in designated areas during outdoor fire bans.

## Safety at Camp (cont.)

### Fires & Propane Use (cont.)

- Ask the Site Manager/Host for instructions on putting out fires in masonry fireplaces and wood stoves.
- Avoid placing box ovens on wood or flammable surfaces or concrete floors.
- Girl Scouts of Western Washington-owned propane stoves are set up in many of the outdoor units. Some camps have propane stoves available for checkout through the camp host. Two to three burners per stove unit available, propane provided. Gas matches or fire starting lighters are provided for propane stoves.
- Candles or any type of open flame are not allowed in sleeping shelters. Candles are restricted in camp buildings and cook shelters with the exception of special events, for example: birthday candles on a cake or Girl Scout candle ceremonies. This restriction DOES include candles used for repelling bugs and candle lanterns. Please check with the site manager/host prior to use of candles in any camp building.
- Please do not use charcoal lighter fluid, gasoline, or other liquid fire starters.
- Liquid gas stoves and lanterns are prohibited, except when used as part of a Girl Scouts of Western Washington-approved training or program progression.

### Restricted Substances & Weapons


Alcoholic beverages are prohibited on all Girl Scouts of Western Washington properties; exceptions are made only with approval by the board of directors. The use of marijuana, illegal narcotics, and drugs is prohibited on property. The use of prescription or over-the-counter medication must not impair adults' ability to effectively carry out their responsibilities.

Smoking or use of tobacco is allowed only at areas designated by the camp host. Persons accompanying and/or at any time responsible for minors must not smoke or use any form of tobacco in the presence of minors. Girl program participants may not use tobacco products.

Fireworks, firearms, and weapons are prohibited. Pocket knives are allowed as part of an approved activity.

### Service Animals & Pets

We love our pets, but for the safety of everyone at camp, please leave your animal friends at home. Service animals are allowed; please notify your camp host prior to arrival.



## Sharing our Camps

### Respect for Others

Often there are several groups camping at our sites on weekends. Please show respect for other people's belongings and their space. Use only the fire circle and bathroom assigned to the unit you have rented. Individual troops may be asked to share a unit or bathroom facility with another troop in order to maximize outdoor opportunities for all girls. Visitors should be careful to only enter an occupied unit with permission from those using the facility.

### Co-ed Groups

Separate sleeping/bathroom areas must be provided for males and females. For assistance with specific situations/ solutions, please contact your site host.

### Service Projects

Giving service to others is an important part of Girl Scouting, and ensures that our camp properties can be enjoyed by all. Opportunities for family or group experience provide a means for your group to gain appreciation and a sense of ownership in our beautiful camp facilities. The camp host or site manager may have service projects where you can lend a helping hand. Remember: site staff time for supervising service projects is limited so be prepared to be given only tools, instructions and safety training. Some camps offer the "I Worked Like a Beaver" patch.

## Available Equipment

### Equipment Available in Outdoor Facilities

Three pots with lids*	2-4 brooms
1 cast iron frying pan*	2 dust pans
1 cast iron griddle*	1 rake
1 cutting board*	1 shovel
1 Dutch oven	1 axe or hatchet
1 hot water kettle*	2 fire buckets
1-2 dish drainers*	1 garbage can
3 dish pans*	1 recycling bin
1-2 cooking grates for fireplace	1 bottle of Mineral Oil for cast iron
Gas Match	1 fire extinguisher
2 or 3 burner propane stove*	Tables and benches
- (propane provided)	Disinfectant

\* Some larger units may have double these items

### Equipment Available in Indoor Cooking Facilities

All items listed above, plus:	2 veggie peelers
Refrigerator	1 sheet pan
Stove/Oven	2 paring knives
Microwave	2 or more pitchers
6-12 cup coffee maker	1 spatula/flipper
4-6 mixing bowls	1 mop and bucket
1 ladle	3 or more large spoons
2 can openers	Table service (plates, cups, bowls, utensils) for building capacity
1 or more rubber scrapers	

Toilet paper and garbage bags are provided. Other equipment available in limited supply for check-out with Site Host:

Tents/Tarps Charcoal Chimneys Flags Propane Lanterns


# Facilities at a Glance

Notes: Please refer to <i>Waterfront Use Guidelines</i> for requirements for qualified supervisors of waterfront activities	Electric lights	Electric heat	Wood heat	Indoor/Covered fireplace	Outdoor Fire Circle	Stove	Refrigerator	Showers	Toilets F=Flush, L=Latrine	Water	Open Program shelter	Open sleep shelters	Propane Stove	Capacity
Hidden Forest				X	X			X	F	X	X	X	X	30
Cedars				X	X			X	F	X	X	X	X	32
Pebbles				X	X			X	F	X	X	X	X	30
Alder Valley				X	X			X	F	X	X	X	X	40
Wagons West				X	X			X	F	X	X	X	X	32
Cascades				X	X			X	F	X	X	X	X	30
Frontier				X	X			X	F	X	X	X	X	30
Wagons End				X	X			X	F	X	X	X	X	28
Sundance				X	X			X	F	X	X	X	X	30
Ranch House	X	X	X	X	X	X	X	X	F	X				16
Troop House 1	X	X	X	X	X	X	X	X	F	X				26
Troop House 2	X	X	X	X	X	X	X	X	F	X				26
Troop House 3	X	X	X	X	X	X	X	X	F	X				26
Troop House 5A	X	X	X	X	X	X	X	X	F	X				15
Troop House 5B	X	X	X	X	X	X	X	X	F	X				15
<b>Total bed capacity</b>														<b>406</b>
														-
Dining Hall with Kitchen	X	X		X	X	X	X		F	X				260
Dining Hall without Kitchen				X					F	X				260
<b>Additional area/activities:</b>														
Old Horse Country (primitive)				X	X				L	X	X			20
Amphitheatre					X				L	X				
Welcome Pavilion	X			X					F	X	X			
Barn***	X	X							F	X				106
Meadows cook shelter				X					F	X	X			
Archery Range per day									L					
Swim Dock	X				X				L					
Canoe Dock	X								L					
Climbing Wall									L					




# Camp River Ranch

Nestled in a diverse temperate rainforest in the foothills of the Cascade Mountains, Girl Scout Camp River Ranch encircles the spring-fed Lake Langlois and borders the Tolt River. This beautiful site is located near Carnation, Washington, approximately 45 minutes east of Seattle, and offers 435 acres of forest and trails. Living areas include wagons, open-air rustic cabins and A-frames, each with its own cooking area. The camp offers Horse Country, where horseback riding programs take place, a large beautiful lodge, a swim and boat dock and a program area for crafts and nature exploration.



## Facilities

Offering both seasonal open-air and year-round winterized sleeping facilities, the overnight capacity is 406 in bunks. A primitive tent site can host an additional 20. New facilities at Girl Scout Camp River Ranch are LEED bronze certified and meet the highest green building and environmentally responsible performance measures.



## Programming

Girl Scout Camp River Ranch provides a beautiful 435 acres in the foothills of the Cascades, ideal for hiking, nature study, and water activities. Its location on the Tolt River and Lake Langlois provides opportunities for swimming, boating, and more.

**Hiking** 26 onsite trails offer opportunities for forest discovery. Try the Rosalind Bay Nature Trail, a 1-1/4 mile self-guided walk with stations pointing out local habitat. Or hike to Heart Song Hill with views of the watershed from two sides; a corresponding interpretive writing activity is also available for check-out. Full trail maps are available upon request.

**Camp Garden** During the spring and fall, get down and dirty with unique service learning opportunities in our sustainably grown garden.

**Lake Langlois** Our 40-acre natural lake offers two facilities for program delivery, a **swim dock** and a **canoe dock**. Public access is available via a boat launch managed by the King County Dept of Natural Resources. The lake is stocked annually with rainbow trout by WA State Dept of Fish & Wildlife, and has a fishing season from late April to late October (fishing license required).

**Archery Range** A covered shooting line for up to eight shooters at a time, with moveable targets. Equipment is provided.

**Challenge Course and Climbing Wall** Work with the leadership of GSWW trained facilitators for a day of team building challenges on our ten element low ropes course or our 40' double sided climbing wall.

**Program Kits** Geocaching, orienteering, letterboxing, and more! Reserve from a variety of program kits that teach outdoor skills while facilitating exploration of various areas of camp.

# Facilities Descriptions

*River Ranch is divided into four smaller units: Meadows, Pioneer Ridge, Cielo, and Homestead.*

## Meadows

**Hidden Forest** (capacity 30): An outdoor unit of five cabins, each with six bunks with mattresses. Flush toilet, water, and fire circle. Cook shelter features a fire place, three burner propane stove and unit equipment.

**Cedars** (32): An outdoor unit of eight cabins, each with six bunks with mattresses. Flush toilet, water, and fire circle. Cook shelter with electric lights features a fire place, three burner propane stove and unit equipment.

**Pebbles** (30): An outdoor unit of five cabins, each with six bunks with mattresses. Flush toilet, water, and fire circle. Cook shelter features a fire place, three burner propane stove and unit equipment.

**Ranch House** (16): Winterized building with a meeting area, and two sleeping areas of bunks with mattresses. Wood stove, electric heat. Kitchen has range, refrigerator, microwave, and coffee maker; unit equipment and place settings provided. Two restrooms, one with shower. Wheelchair accessible.

**Barn:** Available for day use, this large meeting space can accommodate up to 135. Restrooms are available nearby. Hot and cold running water, electricity. Heat lamps available.

**Cook Shelter:** Additional program area with fireplace, three-burner propane stove, sinks with cold water, and cooking equipment. Indoor fireplace and outdoor fire circle can accommodate up to 30. Restrooms nearby.

**Picnic Shelter:** An open-air shelter with eight picnic in the center of the meadow. Comfortable for up to 100 people. Restrooms nearby.

## Pioneer Ridge

**Alder Valley** (40): An outdoor unit of five cabins, each with eight bunks with mattresses. Flush toilets and pit latrines, water, and fire circle. Cook shelter features a fire place, three burner propane stove and unit equipment.

**Wagons West** (32): An outdoor unit of eight covered wagons, each with four bunks with mattresses. Flush toilets and pit latrines, water, shower house, and fire circle. Cook shelter features a fire place, three burner propane stove and unit equipment.

**Cascades** (30): An outdoor unit of five cabins, each with six bunks with mattresses. Flush toilets and pit latrines, water, shower house, and fire circle. Cook shelter features a fire place, three burner propane stove and unit equipment.

**Troop House 5:** A winterized building; rent as two separate facilities, or open the walls for joint room use. Wheelchair accessible.

**Side A** (15): Dining and meeting area with heat and electric lights, propane fireplace, propane range, microwave, coffee maker, and refrigerator, unit cooking equipment and place settings. Bunk room with 12 bunks with mattresses, side room with three bunks. Full restroom facilities including two showers. Three folding tables with chairs for dining.

**Side B** (15): Heat and electric lights. Kitchen has propane range, microwave, coffee maker, and refrigerator, unit cooking equipment and place settings. Two rooms sleep six, one room sleeps three. Full restroom facilities including two showers. Three folding tables with chairs for dining.

## Cielo

**Troop Houses 1, 2, and 3** (26 each): Winterized building with dining and meeting area. Wood stove, electric heat, and electric lights. Kitchen has a range, refrigerator, microwave, coffee maker, and unit cooking equipment and place settings. Three sleeping areas; two with 11 bunks each, one with four bunks. Two complete restrooms. Outdoor fire circle. Troop Houses 1 and 3 are wheelchair accessible.

**Wagons End** (28): This outdoor unit has seven wagons, each with four bunks with mattresses. Flush toilet, water, and fire circle. Cook shelter features a fire place, two burner propane stove and unit equipment.

**Frontier** (30): An outdoor unit of five western town-themed cabins, each with six bunks with mattresses. Flush toilet, water, and fire circle. Cook shelter features a fire place, two burner propane stove and unit equipment.

**Sundance** (30): An outdoor unit of five cabins, each with six bunks with mattresses. Flush toilet, water, and fire circle. Cook shelter features a fire place, two burner propane stove and unit equipment.

**Helena's Lodge** (260): This dining and meeting area features panoramic views over Lake Langlois. Indoor propane fireplace, heat, and electric lights. 32 tables with chairs are available for group use. An institutional kitchen features an electric range, oven, walk-in freezer, walk-in cooler, and dishwasher. A coffee and hospitality bar are available for beverage service. Dining and serving equipment provided.

**Old Horse Country** (20): Large primitive campsite with pit latrine and fire circle.