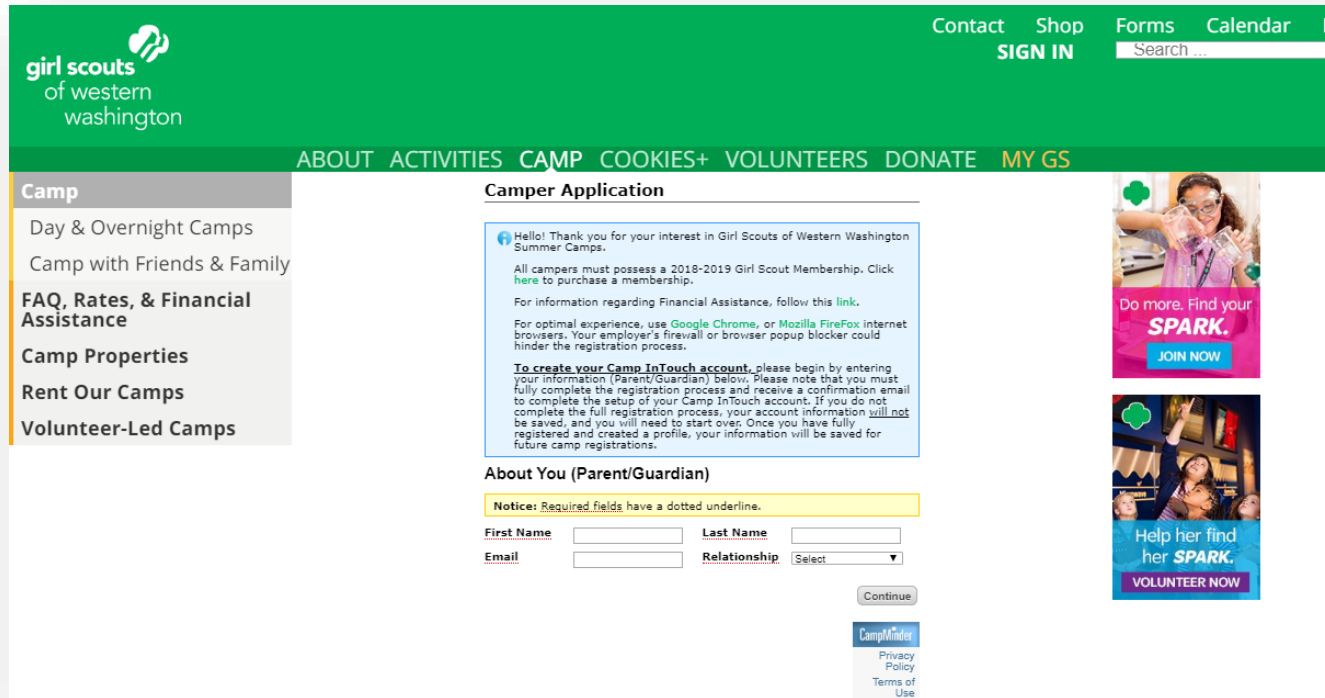




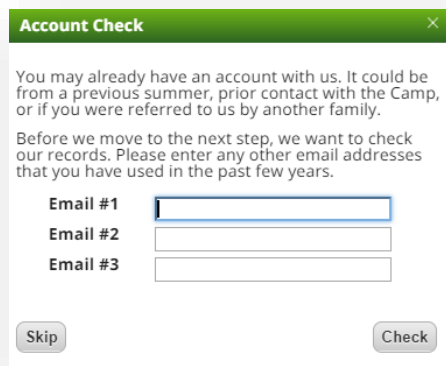
How to Register for Camp – New User

New Camp InTouch Users

1. Visit www.GirlScoutsWW.org/Camp and click on the [Create a Camp InTouch account](#) link.
2. Being to create your Camp InTouch profile. Choose an **email address** you use often as your log-in and **contact information**. You will also need to create a **password**.



3. If your name or email sounds familiar to us, we'll ask that you provide any other email addresses you have used in the past, so we can determine if you have a Camp InTouch account set up under a different email.





How to Register for Camp – New User

4. Create a password for your account.
 - **Please note:** For first time Camp InTouch users to fully create an account, you must complete the full Camp Application. Your email, password, emergency contacts, household details, camper information, etc. will not be saved until you have done so.
 - **Example:** For new Camp Intouch users that stop half way through the Camp Application and return later, your information will not be stored, and you will need to start over.
 - Your password must be minimum of 5 characters.

Create Account [X]

Hi Test,

We are going to create an account for you before you move to the next screen. The email you entered is:

test@gmail.com

Now, please enter a password that is at least 5 characters long.

Password [.....] [Red] [Green] [Blue] [?]

Re-type [.....]

[Cancel] [Continue]



How to Register for Camp – New User

5. Your registration has begun! **Please note the camper application time out after 30 minutes.** You'll be able to see how much time is left in the upper right-hand corner of the page. Be sure to save your progress at the bottom of each page. Read and review camper application instructions and Cancellation Policy and select "Close".

Application Instructions

1. This form **MUST** be filled out by a custodial parent or legal guardian.
2. A separate application must be completed for **each child** you want to register.
3. Use the **Continue** and **Back** buttons on each page to navigate through this online form.
4. Required fields are underlined in red.
5. This application works best when using the following web browsers: Google Chrome or Mozilla FireFox
6. All registrations require a \$25 deposit per program which is due immediately upon enrollment. Please have your payment method ready before beginning the enrollment process.
7. If you have been pre-approved for Financial Assistance, please select Tier C pricing and pay your \$25 deposit during enrollment as deposits are not covered by Financial Assistance.
8. It is important that our system reflects your camper's correct school grade as our camp programs are based off the grade your camper will attend in the upcoming fall 2019 school year. If this information is incorrect in your registration, your camper may be enrolled in the wrong grade program and we cannot guarantee your camper will be able to keep their spot if their grade needs to be change after you have completed registration.
9. A written request is required for all camp registration changes or cancellations. Your request must be submitted at least four weeks prior to the start of your camp session to receive a refund for camp and/or transportation fees less your \$25 non-refundable and non-transferable deposit.
10. Your final camp payment is due my May 21, 2019, unless I have been pre-approved for Financial Assistance. Any accounts with a balance that have not been pre-approved for Financial Assistance after this date are subject to have their registration cancelled due to non-payment.
11. Customers who register on or after May 22, 2019 must pay the full amount of their camp balance during enrollment, unless they have been pre-approved for Financial Assistance.
12. We recommend getting pre-approved for Financial Assistance prior to registering for camp. Otherwise, you may be at risk of losing your non-refundable and non-transferable deposit if you register for camp and then cancel due to being denied Financial Assistance.

If you have any questions, please contact the camp office at 800-541-9852 or email.

Close



How to Register for Camp – New User

6. Select the **current camp season** from the drop-down menu.

ACTIVITIES CAMP COOKIES+ VOLUNTEERS DONATE

Camper Application

[Instructions](#)

i Girl Scout Camps are for every girl, a safe space for young people who identify as female. We strive to create an inclusive and supportive environment for our campers and our employees regardless of birth gender, sexual orientation, religious beliefs, cultural heritage, ability, economic status, or family dynamics.

Girl Scout Camp is for ALL girls. We understand that some of our campers use gender neutral pronouns or ones different than those assigned at birth. Unfortunately, our system currently only allows for the selection of "female" when registering for camp (with the exception of Partners and Family Camp). Please select "female" at this time to view full camp availability for your camper.

Season
2019 ▼

(continued on next page)



How to Register for Camp – New User

7. Fill in the information required for your camper.

- **Multiple Campers?** If you have multiple campers, you will start here with your first camper and return at the end of the application to submit separate applications for the rest of your campers individually.
- **Adult Campers?** If you are registering an adult camper, use the same process to register a Child Camper. Just be sure to set your grade as **12+** and enter your **birthdate** accordingly so we can identify you as an adult camper.
- **Grade –** *Our camps are organized by the grade your camper will be entering in the fall of 2019.* However, be sure to enter your camper's **current school grade** in this section as noted in the yellow text box. The Camp InTouch system will automatically populate camps for the grade your camper will enter in the fall of 2019. If you complete your application and end up being enrolled in the wrong grade, we cannot guarantee your camper will be able to keep their spot if their grade needs to be changed after you have registered. Please contact the Camp Registration Team immediately so that we can process a cancellation and enroll your camper in the correct grade.

Camper Application Instructions

Girl Scout Camps are for every girl, a safe space for young people who identify as female. We strive to create an inclusive and supportive environment for our campers and our employees regardless of birth gender, sexual orientation, religious beliefs, cultural heritage, ability, economic status, or family dynamics.

Girl Scout Camp is for ALL girls. We understand that some of our campers use gender neutral pronouns or ones different than those assigned at birth. Unfortunately, our system currently only allows for the selection of "female" when registering for camp (with the exception of Partners and Family Camp). Please select "female" at this time to view full camp availability for your camper.

Season: 2019

How did you hear about us? Select

IMPORTANT INFORMATION ABOUT YOUR CAMPER'S GRADE:

Please select the camper you wish to register above and ensure the grade your camper is currently attending for the 2018-2019 school year shows on the right.

Our camp programs are based on the grade your camper will be entering the fall of 2019. Please note that the system will use your camper's current school grade to calculate their fall 2019 school grade and show you our program availability for their fall 2019 school grade on the next page.

If you are a returning camper and your camper's information on the right is incorrect, please contact the Camp Registration Team **BEFORE** completing the registration process to update your camper's grade information.

If your camper's grade is incorrect on this page and you continue through the registration process, your camper may end up enrolled in the wrong program. **We cannot guarantee your camper will be able to keep their spot if their grade needs to be changed after you have registered.** Please submit your request to have your camper's grade changed **BEFORE** you complete the registration process.

First Name:

Middle Name:

Last Name:

Nickname:

Suffix: NAME CAMPER GOES BY: None


Gender: Male Female

Date of Birth: MM/DD/YYYY

Grade: Select 2018-2019 SCHOOL YEAR

I agree to the [Terms of Use](#) and [Privacy Policy](#).

Enter your camper's **CURRENT 2018-2019 SCHOOL GRADE** here.





How to Register for Camp – New User

- Review the descriptions of the types of camp programs we offer and select the Tiered Pricing Level that works best for your family.

Camper Application

for donald duck duck Instructions

1
2
3
4
5
6

Girl Scout Camp is for every girl!

At our camps, you'll make new friends, develop skills, and enjoy new experiences that will stay with you for a lifetime. We offer four types of camp programs:

Classic Camp is our traditional Girl Scout camp experience. All campers participate in swimming, nature, art, boating, campfires, cookouts, and hiking. Additional age-appropriate activities available.

Specialty Camp focuses on a specific skill or experience while allowing campers to participate in traditional classic camp activities.

Horse Camp combines classic camp activities with time working with horses. Every full day of camp, campers spend one hour in a ground lesson and one hour on an arena riding lesson. Beginners welcome! Boots and helmets are provided.

Leadership Camp is three-part progression for High School students interested in developing their leadership style. Our leadership programs help young women lay a foundation for future academic and career choices, as well as grow into self-confident and well-rounded individuals.

Troop Camp gives allows you to camp with us and your troop! We provide staff, meals, programming and fun while you grow together as a troop.

Camp for All is a week of fun for our campers with special needs and who require additional accommodations.

Select Session

What is Tiered Pricing?
Girl Scouts believes that every girl, regardless of financial circumstances, should have the opportunity to experience camp. To keep camp affordable, we use a voluntary tiered pricing structure. You may choose the pricing option that works best for your family. All campers have the same experience regardless of which tier you choose.

Tier A: The full cost for each camper to attend camp. This includes costs for program supplies, staffing, food, and property maintenance.

Tier B: A partially-subsidized rate, for families that can pay a little more, but not the full cost of camp. (\$75 less than Tier A for Overnight Camp and \$25 less than Tier A for Day Camp)

Tier C: This is the fully subsidized rate available to our campers thanks to fundraising, special events, and the hard work of Girl Scouts during the Cookie Sale. (\$150 less than Tier A for Overnight Camp and \$50 less than Tier A for Day Camp)

If applying for Financial Assistance, use Tier C

Tiered Pricing Tier B ▼

Use the drop-down box to select your **TIERED PRICING**



How to Register for Camp – New User

9. Next, continue through the prompts of the Camp Application to select your **camp** and **program**. You can sign up for multiple sessions for your camper on this page.

Tiered Pricing Tier B

River Ranch Overnight Camp
[Show Sessions](#)

River Ranch Day Camp
[Show Sessions](#)

St Albans Overnight Camp
[Show Sessions](#)

Robbinswold Overnight Camp
[Show Sessions](#)

10. If the session you are registering for is Wait-Listed, you will see the following message.
- Please note, you must complete the Camp Application and enter a payment method at the end of your Camp Application to join a wait-list.
 - You will not be charged to join a wait-list; your payment information will just be retained so we can run your deposit payment when a spot opens for your camper.

Reservation Summary

WAITLIST: River Ranch Overnight Camp/Session 3 RR Overnight Camp/13 Day Horse Camp

OK



How to Register for Camp – New User

11. Next, complete the information required for your Household Information and your Emergency Contacts.

Camper Application
49:24

for teststerly testerville Instructions

1
2
3
4
5
6

TEST TEST'S HOUSEHOLD

Country	<input type="text" value="United States"/>	City	<input type="text"/>
Address	<input type="text"/>	State	<input type="text" value="Select State"/>
	<input type="text"/>	Zip	<input type="text"/>
Home Phone	<input type="text"/>		
	EX: 828-555-1212		

Your Personal Information

First Name	<input type="text" value="Test"/>	Last Name	<input type="text" value="Test"/>
Title	<input type="text" value="None"/>	Suffix	<input type="text" value="None"/>
Relationship	<input type="text" value="Select"/>	Work Phone	<input type="text"/>
Login Email	<input type="text" value="test@gmail.com"/>	Cell Phone	<input type="text"/>
Other Email	<input type="text"/>	Other Phone	<input type="text"/>

Second Parent/Guardian

First Name	<input type="text"/>	Last Name	<input type="text"/>
Title	<input type="text" value="None"/>	Suffix	<input type="text" value="None"/>
Relationship	<input type="text" value="Select"/>	Work Phone	<input type="text"/>
Login Email	<input type="text"/>	Cell Phone	<input type="text"/>
Other Email	<input type="text"/>	Other Phone	<input type="text"/>

CANCEL ADDING SECOND PARENT/GUARDIAN

Add another parent/guardian who resides at a different address

Emergency Contacts

In the event you or another parent/guardian cannot be reached, please provide two alternate contacts.

	Name & Relationship	Telephone Number
Contact 1	<input type="text" value="JOHN DOE (UNCLE)"/>	<input type="text" value="303-555-7724"/>
Contact 2	<input type="text"/>	<input type="text"/>

Back
Continue

If there is only one Parent/Guardian in your household, select the option to "Cancel Adding Second Parent/Guardian" to continue to the next page.





How to Register for Camp – New User

- If transportation is available for the session you are registering for, you will have the option to purchase transportation in your Camp Application. If transportation is not available for your session, you will be redirected to step 13.

Camper Application

for Test Tester 48:26 [Instructions](#)

1 2 **3** 4 5 6 7

Additional Options

TRANSPORTATION: (River Ranch Day Camp and St. Albans Overnight Camps Only) Please select which session you would like to add transportation to.

River Ranch offers round trip transportation for Day Campers.

St. Albans offers round trip or one way transportation for campers. When adding transportation for St. Albans, be sure to select "Round Trip" or "One Way".

Once you have completed your registration, navigate to the "Forms and Documents" section of your CampInTouch profile and click on your "Day Camp Travel Form" (for River Ranch only) or "Transportation Form" (for St. Albans only) to tell us which stops your camper will be utilizing.

Customer may also choose to add transportation at a later time. To do so after you have registered for camp, return to your Camp InTouch account and select "Forms and Documents". Next, select "Additional Options". From there, select which session you would like to add transportation to. Once you have selected your transportation under "Additional Options", navigate back to the "Forms and Documents" section and open the "Day Camp Travel Form (River Ranch only) or the "Transportation Form" to let us know which stops your camper will be utilizing.

RR Day Camp Bus

RR Day Camp Session 8 Round Trip Bus \$74.00

Round trip cost for RRDC bus. Session 8 only.

[Back](#) [Continue](#)

[Save for Later](#) Save your work and complete this form at a later time



How to Register for Camp – New User

13. Upload a picture of your camper (optional) and enter your bunk information. You can add buddies your camper would like to bunk with as well as campers you prefer your camper not to bunk with.

Campers may indicate one buddy to be placed with them in the same cabin at camp. Buddy requests will be honored, where possible, if both campers name each other as buddies when registering. We will not be able to accommodate groups of buddies. Please be advised that buddies cannot be guaranteed.



How to Register for Camp – New User

14. Review information regarding our **NEW** Financial Assistance process and Girl Scout Memberships (a requirement for camp).

Camper Application

for donald duck duck 24:35 [Instructions](#)

1 2 3 **4** 5 6

Important Information About Financial Assistance & Girl Scout Memberships

NEW! Financial Assistance for Camp Has Improved!

Girl Scouts supports every girl, regardless of their financial situation. Get pre-approved for Financial Assistance by submitting a Financial Assistance Request form [here](#)

Getting pre-approved for Financial Assistance now takes the stress out of request a Camp Grant as we no longer require customers to register for camp prior to applying for Financial Assistance. You can now register for camp at any time and still be eligible to have your Camp Grant applied by getting pre-approved for Financial Assistance!

Starting November 1, 2018, The Camp Registration Team will automatically apply your pre-approved Camp Grant to any one camp session balance within 5-7 business days after your complete camp registration. Campers must be pre-approved for Financial Assistance at least three weeks prior to the start of their camp session to have their Camp Grant applied.

Please note that your \$25 camp deposit is not covered by your Camp Grant and must be paid during camp registration. Deposits are non-refundable and non-transferable. The maximum award for a Camp Grant is \$600. Any remaining balance after the Camp Grant is applied must be paid by Tuesday, May 21, 2019 to avoid cancellation due to non-payment.

If your camper is wait-listed and you plan on utilizing Financial Assistance for camp, we recommend completing the process to get pre-approved for Financial Assistance as soon as possible to ensure your Financial Assistance is ready to go when your camper's wait-listed spot opens. If a spot opens for your camper and your Financial Assistance has not been approved, you may be unable to complete enrollment as your Financial Assistance needs to be pre-approved at least three weeks from the start of your camper's session.

(continued. on next page)



How to Register for Camp – New User

Does My Camper Need to be a Girl Scout to Attend Camp?

All girls attending Girl Scouts of Western Washington Summer Camps must possess a 2018-2019 Girl Scout Membership.

To renew your membership or join for the first time, please [click here](#).

Please select Individually Registered Member when purchasing your membership if you wish to only participate in camp.

If your camper has an active membership in another council, please continue with your registration. You will receive a notification post-enrollment advising you that your camper does not have a Girl Scouts of Western Washington Membership. Please reply to this email notification advising us of your camper's local council name. We will reach out to your local council directly to verify your camper's membership and send you a confirmation email once verification is complete. There is no need to transfer your membership to our council.

[Back](#)

[Continue](#)

[Save for Later](#) Save your work and complete this form at a later time

CampMinder

[Privacy Policy](#)
[Terms of Use](#)



How to Register for Camp – New User

15. Review your registration charges and deposits. Click the “Credit Card” button and then the green “Add a Credit Card” link to add your payment method. You **must** add a credit card payment method to complete your registration and save your profile information.

- **If you are joining a Wait-List**, please add a credit card payment method to pay your deposit and complete your registration. You WILL NOT be charged if you are only joining a wait-list. Your payment information will simply be stored for when a spot becomes available.
- **If you are pre-approved for Financial Assistance**, please add a credit card payment method to complete your registration and pay your deposit. Your Financial Assistance Camp Grant will be automatically applied to your camp account within 5-7 business day of completing registration. You will receive an email from the Camp Registration Team once your Camp Grant as been posted to your account.
- **If you HAVE NOT been pre-approved for Financial Assistance yet**, you may continue with the enrollment process. You’ll pay your \$25 deposit per program to hold your camper’s spot (which isn’t covered by Financial Assistance) and then you may begin the process to get pre-approved for Financial Assistance on our website by [clicking here](#). Once the Camp Registration Team sees that you have been pre-approved for Financial Assistance, they will automatically apply your Camp Grant to your camp account within 5-7 business days. You will receive a confirmation email once your Camp Grant has posted to your camp account.

Camper Application 15:46
for donald duck duck Instructions

1 2 3 4 5 6

Billing Information

Your billing information is below. Invoices will be sent via email.
(mmouse@gmail.com) Edit Billing Information
123 post lane
olympia, WA 98516

Payment Information

Your full camp balance is due by **May 21, 2019**. Any account with a balance after this date that has not been pre-approved for Financial Assistance is subject to have their camp registration cancelled without a refund due to non-payment.

If you are registering after May 21, your camp balance must be paid in full during registration unless you have been pre-approved for Financial Assistance at which point only your deposit is due immediately.

Charges	\$525.00
donald duck duck	
RR 4 Day Classic Camp	\$525.00
Discounts	(\$75.00)
donald duck duck	
RR Overnight Tier B Discount	(\$75.00)
New Family Balance	\$450.00
Due Now for donald duck duck	\$25.00

Review your billing information and charges for your camper’s enrollment.



How to Register for Camp – New User

16. Review information about deposits, future payments, wait-lists and Financial Assistance

Deposit

Please note the payment you are submitting at this time will only be for the applicable deposits for your registration (\$25 per program).

If you wish to make additional payments, please use the "Financial Management" tab in your Camp InTouch account after you have completed your registration.

If you are joining a Wait-List, please add a credit card payment method to complete your registration. You **WILL NOT be charged if you are only joining a wait-list. Your payment information will simply be stored for when a spot becomes available.**

If you have been pre-approved for Financial Assistance, please add a credit card payment method to pay your deposit today. The Camp Registration Team will automatically apply your pre-approved Financial Assistance Camp Grant within 5-7 business days of enrollment and you will receive a confirmation email once your Camp Grant is posted.

If you have NOT been pre-approved for Financial Assistance, you may still complete enrollment today by paying your \$25 deposit and then visit our website to complete the process to get pre-approved for Financial Assistance. The Camp Registration Team will automatically apply your Camp Grant to your camp account within 5-7 business days of getting pre-approved for Financial Assistance.

What form of payment will you use for the deposit?

Credit Card

Back Continue

Save for Later Save your work and complete this form at a later time

Review information regarding deposits, future payments, wait-lists and Financial Assistance

How to Register for Camp – New User

17. Select the “Credit Card” button.

If you have **NOT** been pre-approved for Financial Assistance, you may still complete enrollment today by paying your \$25 deposit and then visit our website to complete the process to get pre-approved for Financial Assistance. The Camp Registration Team will automatically apply your Camp Grant to your camp account within 5-7 business days of getting pre-approved for Financial Assistance.

What form of payment will you use for the deposit?

Credit Card

Credit Card

MasterCard VISA DISCOVER

Add a credit card

Back Continue

Save for Later Save your work and complete this form at a later time

Once you select the Credit Card button, you'll see credit card logos and “Add a credit card” link populate below.

18. Click “Add a credit card” to bring up the credit card vault which stores your payment information. Fill in your payment information and click “Save Card”.

- If the payment vault does not populate for you, you may need to clear your browsing history, clear your cache or try using a different browser.

Add Credit Card

Credit Card Vault

Credit Card Number

Master Card / Visa / Discover / American Express, EX:
4375009012859081

Expiration Date

Month Year

First Name Last Name

Billing Country

United States

Billing Address

123 Test lane

Suite/Apt./etc. (optional)

City

Olympia

State Zip/Post

How to Register for Camp – New User

19. Read and sign the terms and conditions for camp.

Camper Application 15:32 [Instructions](#)

for test tester

1 2 3 4 5 6

Terms and Conditions

Girl Scouts of Western Washington works to provide every girl who wishes to go to camp with a terrific camp experience. While we can provide for a number of conditions and special needs, we may not be able to do so for every situation. If you have questions as to whether Girl Scout Camp is right for your daughter, please call us at (800) 541-9822 as early as possible. As parent/guardian having legal custody of the camper named, who is voluntarily enrolled as a participant in the Girl Scouts of Western Washington resident camp program, I agree to instruct my child to observe rules and regulations governing the activities. I understand that camping programs involve inherent risk and possible injury because of the nature of the activity, even when conducted in a safe manner. I understand that a statement of her good health is required before she may attend. I have read the statements above. I understand the information and agree to allow my daughter/ward to participate in camp.

I have read and agree to the terms and conditions above. By signing this form I give Girl Scouts of Western WA permission to debit my account the total amount due as indicated on my tuition contract, if applicable.

Signature

20. Once your application is submitted you will see the screen below.

- Click “My Account Menu” to see further details regarding camp.
- Click “Print This Application” for a receipt. You should also receive an email confirmation regarding your camp registration.
- Start an application for another camper by clicking “Begin New Application”. Your profile information gathered from your first application will be transferred.

Camper Application 15:32 [Instructions](#)

for test tester

Thank you for registering your camper for Girl Scout Summer Camp! Be sure to log in to [CampInTouch](#) for additional information for your camp session.

Clothing Labels
 Click here to purchase labels for your child's clothing and other belongings.

Application Submitted

test is going to camp... Click here to tell your Facebook friends!

test is going to camp... Tweet this!