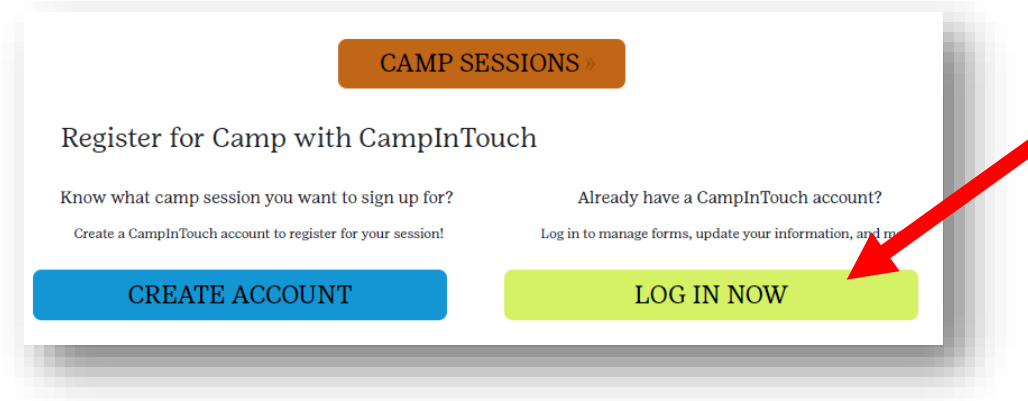
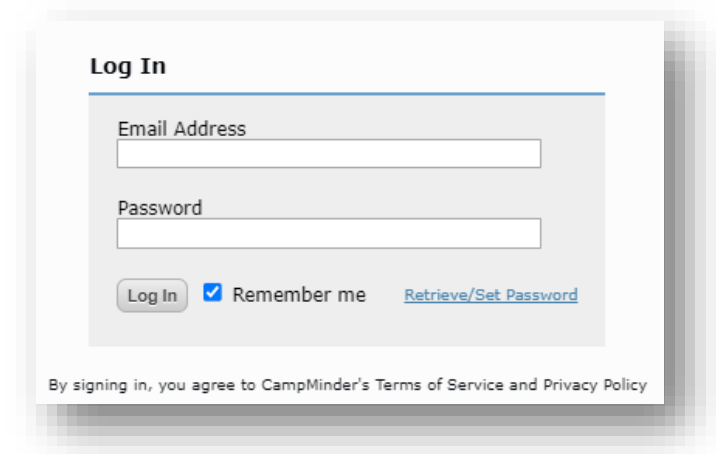


Returning Camp InTouch Users

1. Visit our [Girl Scouts of Western Washington Overnight Camps webpage](#) through your web browser (preferably [Chrome](#)) and click on the [green Log In Now button to log into your Camp InTouch account](#).

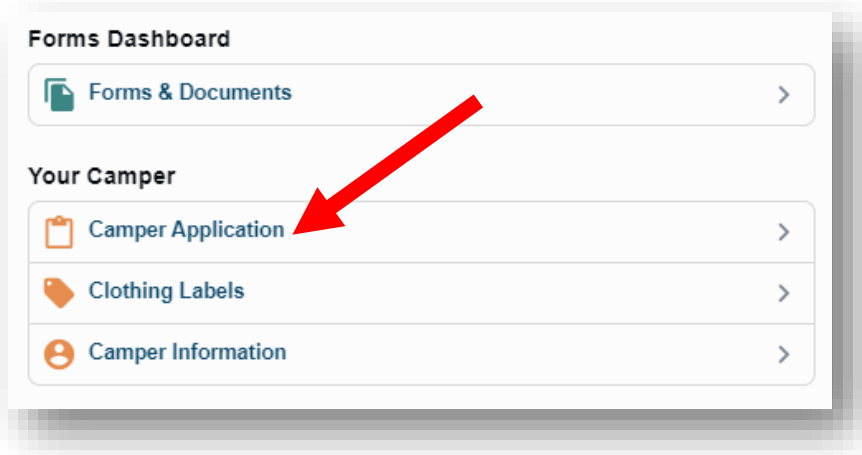


2. Enter your Camp InTouch email address and password and click log in.

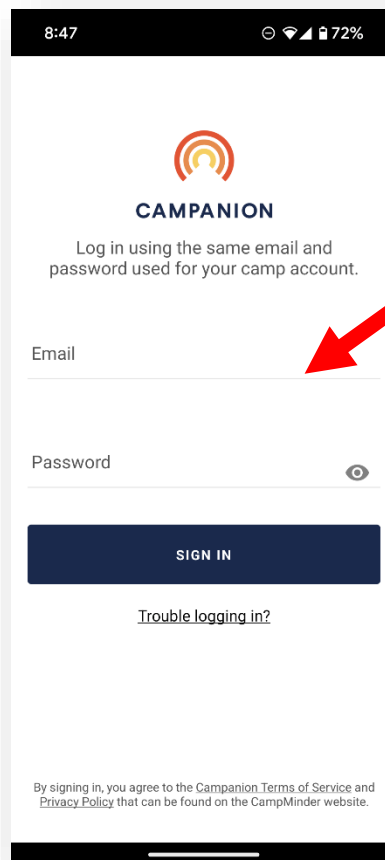
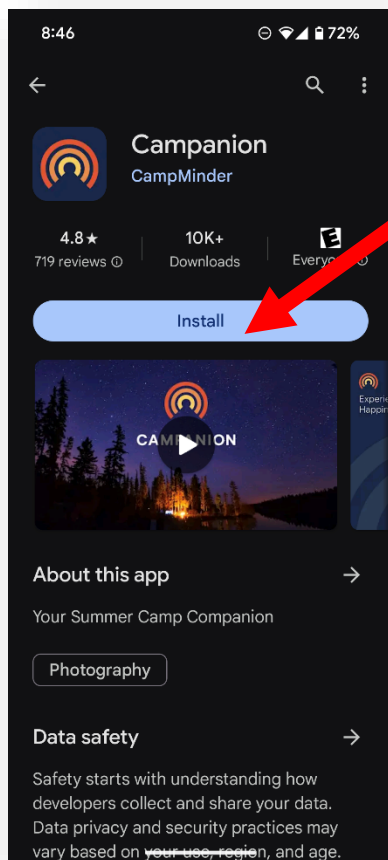


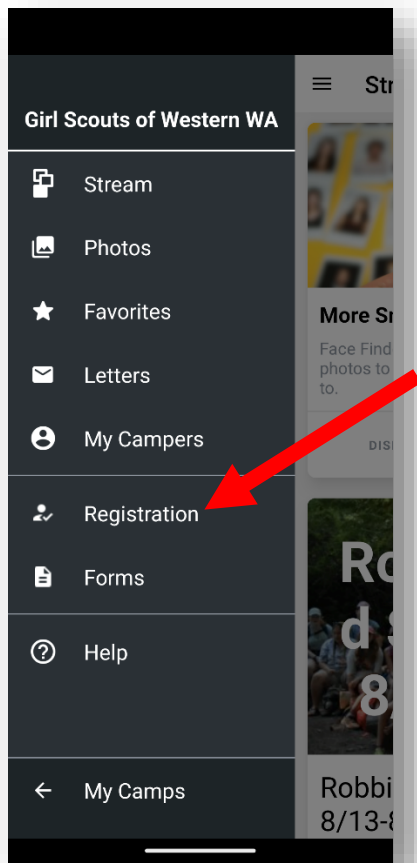
3. Click on the "Camper Application" to begin the registration process.

How to Register for Camp - Returning User



OR REGISTER THROUGH THE CAMPANION APP: Returning Camp InTouch users can also register for summer camp through the Companion app on their mobile device by clicking the “Registration” section of the Companion app and following the directions below. Download Companion through the [iOS](#) or [Android](#) app store and log in with your Camp InTouch email and password.





4. Your registration has begun! **Please note the Camper Application will time out after 50 minutes.** You'll be able to see how much time is left in the upper right-hand corner of the page. Be sure to save your progress at the bottom of each page of the application.
5. Read and review the Camper Application instructions and cancellation policy and select "Close".

Application Instructions

1. This form **MUST** be filled out by a custodial parent or legal guardian.
2. A separate application must be completed for each child you want to register.
3. Use the **Continue** and **Back** buttons on each page to navigate through this online form.
4. Required fields are underlined in red.
5. This application works best when using the following web browsers: Google Chrome or Mozilla FireFox.
6. All registrations require a \$25 deposit per program which is due immediately upon enrollment. Please have your payment method ready before beginning the enrollment process.
7. If you have been pre-approved for Financial Assistance, please pay your \$25 deposit during enrollment as deposits are not covered by Financial Assistance.
8. It is important that our system reflects your camper's correct school grade as our camp programs are based off the grade your camper will attend in the upcoming fall 2024 school year. If this information is incorrect in your registration, your camper may be enrolled in the wrong grade program, and we cannot guarantee your camper will be able to keep their spot if their grade needs to be changed after you have completed registration. If your camper's 2024 grade is incorrect, please contact our Customer Care Team at 1-800-541-9852 so we may update your camper's grade information before you proceed forward.
9. A written request is required for all camp registration changes or cancellations. Your request must be submitted at least four weeks prior to the start of your camp session to receive a refund for camp and/or transportation fees less your \$25 non-refundable and non-transferable deposit.
10. Your final camp payment is due my May 16, 2024, unless you have been pre-approved for Financial Assistance. Any accounts with a balance that have not been pre-approved for Financial Assistance after this date are subject to have their registration cancelled due to non-payment.
11. Customers who register on or after May 16, 2024, must pay the full amount of their camp balance during enrollment unless they have been pre-approved for Financial Assistance.
12. We recommend getting pre-approved for Financial Assistance for the 2023-2024 year prior to registering for camp. Otherwise, you may be at risk of losing your non-refundable and non-transferable deposit if you register for camp and then cancel due to being denied Financial Assistance.

If you have any questions, please contact the camp office at 800-541-9852 or [email](#).


Close

6. Select the **current camp season** from the drop-down menu and select the **name of the camper** you wish to register. Once the name is selected, additional registration information will populate on the right.

[News](#) | [Photos](#) | [Cart](#) [My Account](#) | [Help](#) | [Log Out](#)

Camper Application

email: rcrosby@girlscoutsww.org [Instructions](#)

 Diversity and equity are core values of Girl Scouts of Western Washington. We aim to empower every Girl Scout, of every race, ethnicity, socioeconomic status, sexual orientation, ability, gender identity, religion, or geographic location to make the world a better place.

Girl Scout Camp is for ALL. We understand that some of our campers use gender-neutral pronouns or ones different than those assigned at birth. We also recognize that gender is not binary – people don't identify only as boys or girls. We welcome children from across the gender spectrum: those who identify as transgender, agender, androgynous, etc., and those who are in transition or questioning their gender identity. Because the Girl Scout mission is to specifically hold space for Girl Scouts to build courage, confidence, and character, Girl Scouts would not be an appropriate space for those who identify as cisgender boys (those whose gender identity is male and their assigned sex at birth is male). GSWW Camps are committed to respecting all gender identities at camp.

Season

Campers

Miley Cyrus

Another Child



7. Fill in the information required for your camper including: **first name, last name, nickname (preferred name), gender identity, pronouns, date of birth, fall 2024 grade, and T-shirt size.**

How to Register for Camp - Returning User

Season
2024

Campers
 Miley Cyrus
 Another Child

IMPORTANT INFORMATION ABOUT YOUR CAMPER'S GRADE!
 Please select the camper you wish to register above and ensure the grade your camper is currently attending for the 2023-2024 school year shows on the right.
 Our camp programs are based on the grade your camper will be entering in the fall of 2024.

First Name Miley
Middle Name
Last Name Cyrus
Preferred Name Miley
NAME CAMPER GOES BY
Suffix None
Gender Identity Female
Pronouns She/Her/Hers
Date of Birth 01/01/2010
Grade 8th
2023-2024 SCHOOL YEAR
T-Shirt Select

I agree to the [Terms of Use and Privacy Policy](#).

Enter your camper's **CURRENT 2023-2024 SCHOOL GRADE** here.

- **Multiple Campers?** If you have multiple campers, you will start here with your first camper and return at the end of the application to submit separate applications for the rest of your campers individually.
 - **Adult Campers?** If you are registering an adult camper, use the same process as registering a child camper, and be sure to **set your grade as 12+** and enter your **birthdate** accordingly in your Camper Application so we can identify you as an adult camper.
 - **Grade** – *Our camps are organized by the grade your camper will be entering in the fall of 2024.* However, be sure to enter your camper's **current school grade in this section as noted in the yellow text box.** The Camp InTouch system will automatically populate camp programs for the grade your camper will enter in the fall of 2024. If you complete your application and end up being enrolled in the wrong grade, we cannot guarantee your camper will be able to keep their spot if their grade needs to be changed after you have registered. Please contact the camp registration team immediately by emailing registration@girlscoutsww.org so that we can process a cancellation and enroll your camper in the correct grade.
 - **T-Shirts** – Shirts and apparel are not available for purchase during registration, but we do gather info on sizing for our campers to place an appropriate order for our camp apparel which is available to purchase in the Camp Canteen at check in and check out of Camp Robbinswold and Camp St. Albans.
8. Check the box to **Agree to the Terms of Use and Privacy Policy** and scroll to the bottom to click **Begin Application**.

ensure the grade your camper is currently attending for the [2023-2024 school year](#) shows on the right.

Our camp programs are based on the grade your camper will be entering in the fall of 2024. Please note that the system will use your camper's current school grade to calculate their fall 2024 school grade and show you our programs available for their fall 2024 school grade on the next page.

If your camper's grade is incorrect on the right, please contact our Customer Care Team **BEFORE** completing the registration process to update your camper's grade information.

If your camper's grade is incorrect on this page and you continue through the registration process, your camper may end up enrolled in the wrong program. **We cannot guarantee your camper will be able to keep their spot if their grade needs to be changed after you have registered.** Please submit your request to have your camper's grade changed **BEFORE** you complete the registration process.

To request a grade update, please contact The Camp Registration Team by calling 1-800-541-9852 or emailing us at registration@girlscoutsww.org. Your request will be processed in the order in which it is received. You will receive a confirmation email once your request is complete at which point you will be able to continue with the registration process.

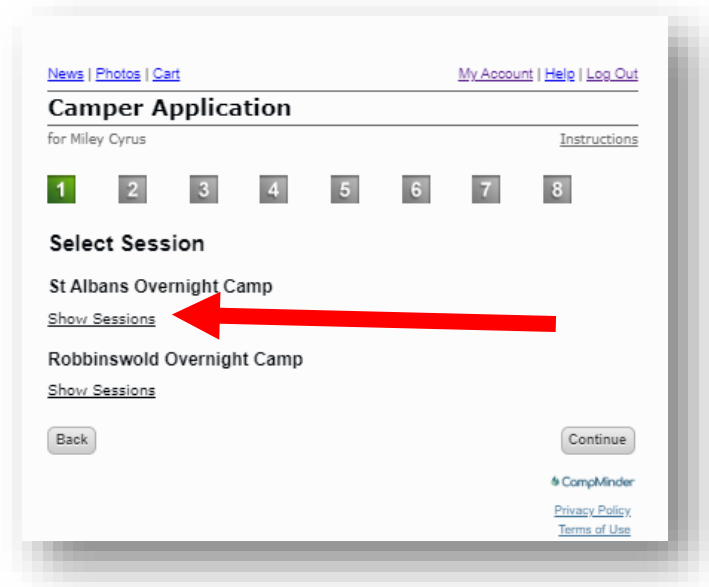
Grade: [Dropdown] Out: [Dropdown] 2023-2024 SCHOOL YEAR

T-Shirt: [Select]

I agree to the [Terms of Use and Privacy Policy](#).

Begin Application

- Next, select “Show Sessions” for each camp location to view all sessions for your camper’s fall 2024 grade. You can sign up for multiple sessions for your camper on this page, but please note your camper cannot be enrolled or waitlisted in more than one program per session.



10. Note that the dates shown in blue on the Session Tab reflect the dates for ALL programs in the session (including programs that run for 4–21 days).

Click the check box next to each session to see a full list of programs, prices, descriptions, and dates running that week for your camper’s fall 2024 grade during that session.

1 2 3 4 5 6 7 8

Select Session

St Albans Overnight Camp

- Session 1 SA Overnight Camp Jun 30 - Jul 3
- Session 2 SA Overnight Camp Jul 7 - Jul 19
- Session 3 SA Overnight Camp Jul 14 - Jul 19
- Session 4 SA Overnight Camp Jul 21 - Jul 24
- Session 5 SA Overnight Camp Jul 28 - Aug 2
- Session 6 SA Overnight Camp Aug 4 - Aug 10
- Session 7 SA Overnight Camp Aug 11 - Aug 16
- 4 Day On Target Aug 11 - Aug 14

Tuition: \$575.00 Deposit: \$25.00 Spaces left: 1

Learn archery techniques and practice your aim with bows, arrows and slingshots at the archery range! Campers will also participate in classic camp activities like swimming and boating.

Please note, campers in this program will check out Wednesday afternoon.

Please note the check-in and check-out times listed here are general times. Once you have registered your camper, please refer to the St. Albans Overnight Camp Details document located in your Camp InTouch account under Forms and Documents to view your camper's specific check-in and check-out times.

- Classic Camp Aug 11 - Aug 16

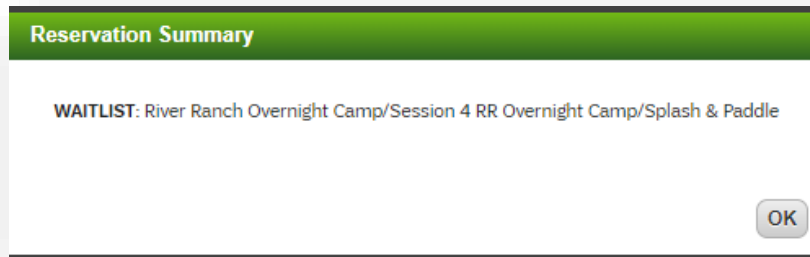
Tuition: \$860.00 Deposit: \$25.00 Spaces left: 16

Try a sample of what camp has to offer! Participate in swimming, nature programs, arts and crafts, and so much more! Campers will even help create their experience for the week based on group consensus.

Please note the check-in and check-out times listed here are general times. Once you have registered your camper, please refer to the St. Albans Overnight Camp Details document located in your Camp InTouch account under Forms and Documents to view your camper's specific check-in and check-out times.

11. If the session you are registering for is waitlisted, you will see it highlighted in red and the following message.

How to Register for Camp - Returning User



- Please note, you must complete the Camper Application and enter a payment method at the end of the Camper Application in order to successfully join the waitlist.
 - You will not be charged to join a waitlist. Your payment information will just be retained so we can run your deposit payment when a spot opens for your camper.
12. Select **Continue** at the bottom of the page once you have selected the sessions you wish to register for.

The screenshot displays a registration interface with two main sections. The first section, titled "Session 7 SA Overnight Camp" (Aug 11 - Aug 16), is selected with a checkmark. Below it, "4 Day On Target" (Aug 11 - Aug 14) is also selected. This section lists a tuition of \$575.00, a deposit of \$25.00, and 16 spaces left. It includes a description of archery activities and a yellow callout box with check-in/out instructions. The second section, "Classic Camp" (Aug 11 - Aug 16), is unselected. It lists a tuition of \$860.00, a deposit of \$25.00, and 16 spaces left, with a description of various camp activities and a similar yellow callout box. At the bottom, there are "Hide Sessions" and "Show Sessions" links, a "Robbinswold Overnight Camp" heading, and "Back" and "Continue" buttons. A red arrow points to the "Continue" button. The "CompMinder" logo is visible in the bottom right corner.

13. Next, complete the information required for your **Household Information** and your **Emergency Contacts**. Information with a red underline is required to move on to the next page (**first name, last name, relationship to camper, login email, work phone, and cell phone**).

How to Register for Camp - Returning User

Country: United States (dropdown) City: Olympia

Address: 123 Olympia Way State: Washington (dropdown)
 Zip: 98513

Home Phone: 5555555555
 EX: 828-555-1212

Your Personal Information

First Name: Rachael Last Name: Crosby

Title: Undefined (dropdown) Suffix: None

Relationship: Mother (dropdown) Work Phone: 5555555555

Login Email: rrosby@girlscoutsww.c Cell Phone: 5555555555

Other Email: Other Phone:

[Add second parent/guardian](#)

[Add another parent/guardian who resides at a different address](#)

If there are multiple caregivers you would like to give camp authorization/access to, select “Add second parent/guardian” Adding Second Parent/Guardian. You may also set up a Parent/Guardian with a different address by clicking “Add another parent/guardian who resides at a different address.”

- Click the “Continue” button after entering the required two emergency contacts we should contact in the event that we are unable to contact the parent/guardian(s) listed above.

Emergency Contacts

In the event you or another parent/guardian cannot be reached, please provide two alternate contacts.

	Name & Relationship	Telephone Number
Contact 1	Mom JOHN DOE (UNCLE)	5555555555 303-555-7724
Contact 2	Dad	5555555555

Back Continue

- The next page is the Additional Options page where you can add one-way or round-trip bus transportation for your camper for an additional fee.

[News](#) | [Photos](#) | [Cart](#) [My Account](#) | [Help](#) | [Log Out](#)

Camper Application 41:36

for Miley Cyrus [Instructions](#)

1 2 **3** 4 5 6 7 8 9

Additional Options

Round-trip and one-way bus transportation is available for Sessions 1-7 at Camp Robbinswold & Camp St. Albans in 2024.

Cost:

\$50 – Round-trip

\$25 – One-way

Robbinswold Bus Stops:

Central Route: Nordstrom Rack @ the Factoria Mall (Bellevue, WA)

North Route: Cheesecake Factory @ the Alderwood Mall (Lynwood, WA)

South Route: R.E.I. @ the Capitol Mall (Olympia, WA)

St. Albans Bus Stops:

Central Route: Nordstrom Rack @ the Factoria Mall (Bellevue, WA)

North Route: Cheesecake Factory @ the Alderwood Mall (Lynwood, WA)

South Route: Krispy Kreme @ the Tacoma Mall (Tacoma, WA)

Select Your Stop:

Once you have completed your registration, navigate to the ["Forms and Documents" section of your Camp InTouch account](#), and complete the "Transportation Form" for your camper to tell us which stops your camper will be utilizing.

Add or Edit Your Camper Transportation Later:

You may also add transportation at a later time. To do so after you have registered for camp, log in to [your Camp InTouch account](#), select "Forms and Documents" and complete the "Additional Options" form to select which session you would like to add transportation to. Next, navigate back to the ["Forms and Documents" section](#) and complete the "Transportation Form" to let us know which stops your camper will be utilizing.

SA Overnight Camp Bus

<input type="checkbox"/> SA Overnight Session 7 One Way Bus	\$25.00
<input type="checkbox"/> SA Overnight Session 7 Round Trip Bus	\$50.00

How to Register for Camp - Returning User

16. Click the checkbox for the session you wish to add transportation to for your camper and then click “Continue” to move to the next page of the application.

Select Your Stop:

Once you have completed your registration, navigate to the ["Forms and Documents" section of your Camp InTouch account](#), and complete the "Transportation Form" for your camper to tell us which stops your camper will be utilizing.

Add or Edit Your Camper Transportation Later:

You may also add transportation at a later time. To do so after you have registered for camp, log in to [your Camp InTouch account](#), select "Forms and Documents" and complete the "Additional Options" form to select which session you would like to add transportation to. Next, navigate back to the ["Forms and Documents" section](#) and complete the "Transportation Form" to let us know which stops your camper will be utilizing.

SA Overnight Camp Bus

<input checked="" type="checkbox"/>	SA Overnight Session 7 One Way Bus	\$25.00
<input type="checkbox"/>	SA Overnight Session 7 Round Trip Bus	\$50.00

Back Continue

Select Bus Stop – You will be able to select your bus stop after you have successfully completed the Camper Application along with your \$25 deposit payment. Once successfully submitted, complete and submit the “Transportation Form” in the Forms & Documents section of [your Camp InTouch account](#) or Companion app.

Add Transportation After Registration – If you didn’t indicate on your Camper Application that you would like to add one-way or round-trip bus transportation for your camper’s session(s), you may do so anytime post-registration by completing and submitting the “Additional Options Forms” located in the Forms & Documents section of your Camp InTouch account or Companion app. Be sure to then select your bus stop by completing the “Transportation Form” in the same Forms & Documents section of [your Camp InTouch account](#).

17. Upload a picture of your camper (options) and enter your **bunk information**. You can add buddies your camper would like to bunk with as well as campers you prefer your camper not to bunk with. Campers may indicate one buddy to be placed with them in the same cabin at camp. Buddy requests will be honored, where possible, if both campers name their buddies when registering. We will not be able to accommodate groups of buddies. Please be advised that buddies cannot be guaranteed.

The screenshot shows the 'Camper Application' form for a 'Test Tester' user. The form has a progress bar with six steps, and step 3 is currently active. The 'Additional Information' section contains a text prompt: 'Please upload a current photo of the camper by clicking on the image to the right.' Below this prompt is a placeholder image of a person's head and shoulders, with a 'Click Here to Upload' button underneath it. The top navigation bar includes links for 'ACTIVITIES', 'CAMP', 'COOKIES+', 'VOLUNTEERS', and 'DONATE'. A timer in the top right corner shows '48:39'.

This section of the form is titled 'Enter up to 1 bunk or cabinmate requests below.' It features a large empty text box on the left for entering requests. To the right of the text box is a blue information box with a question mark icon and the text: 'We make every effort to honor buddy requests, but they are not guaranteed. Campers may indicate one buddy to be placed with them in the same cabin at camp in their request. Both campers must be enrolled in the same program and grade range to be considered. Buddy requests will be honored, where possible, if both campers name each other as buddies when registering.' Below this section is another question: 'Are there any campers your child would rather not bunk with?' followed by another empty text box and a second identical blue information box.

18. On the Financial Assistance page, select Yes or No to the question at the bottom of the page regarding using financial assistance for overnight summer camp.

If your camper will be utilizing financial assistance for camp, please select the **“Yes, I have been pre-approved for financial assistance for the 2023–2024 GSWW membership year and would like to request a camp grant”** radio button.

Note: If your camper will not be utilizing financial assistance for camp, you may select the **“No, I will not be utilizing financial assistance for camp”** option and move on to the next page.

[News](#) | [Photos](#) | [Cart](#) [My Account](#) | [Help](#) | [Log Out](#)

Camper Application 38:39

for Miley Cyrus [Instructions](#)

1 2 3 4 **5** 6 7 8 9

Financial Assistance - Request a Camp Grant

Get pre-approved for Financial Assistance by submitting a Financial Assistance Request form [here](#).

Please note that your \$25 camp deposit is not covered by your Camp Grant and must be paid during registration. Deposits are non-refundable and non-transferable. The maximum award for a Camp Grant is \$860. Any remaining balance after the Camp Grant is applied must be paid by Thursday, May 16, 2024, to avoid cancellation due to non-payment.

IF YOU HAVE BEEN APPROVED FOR FINANCIAL ASSISTANCE FOR THE 2023-2024 YEAR:

Please select Yes below.

Once your request is received, it will be reviewed by the Financial Assistance Team and when approved, your Camp Grant will automatically be applied towards your camper's balance within 5-10 business days.

IF YOUR CAMPER IS JOINING A WAIT-LIST AND YOU PLAN ON UTILIZING FINANCIAL ASSISTANCE FOR CAMP:

Please select Yes below.

We recommend completing the process to [get pre-approved for Financial Assistance](#) as soon as possible to ensure your Financial Assistance is ready to go when your camper's wait-listed spot opens. If a spot opens for your camper and your Financial Assistance has not been approved, you may be unable to complete enrollment as your Financial Assistance needs to be pre-approved at least three weeks from the start of your camper's session.

TO REQUEST FINANCIAL ASSISTANCE FOR CAMP AT A LATER TIME:

Please select No below.

Request your camp grant later on by contacting our Customer Care department 1-800-541-9852 or emailing customer-care@girlscoutsww.org up to three weeks prior to the start of your camp.

Camp Grant Request

Yes, I have been pre-approved for Financial Assistance for the 2023-2024 GSWW membership year and would like to request a camp grant

No, I will not be utilizing Financial Assistance for camp

[Back](#) [Continue](#)

How to Register for Camp - Returning User

Camp Grant Request

Yes, I have been pre-approved for Financial Assistance for the 2023-2024 GSWW membership year and would like to request a camp grant

No, I will not be utilizing Financial Assistance for camp

[Back](#) [Continue](#)

19. Review our Girl Scout Membership policy and click “**Continue**” to move on to the next page.

[News](#) | [Photos](#) | [Cart](#) [My Account](#) | [Help](#) | [Log Out](#)

Camper Application 49:16

for Miley Cyrus [Instructions](#)

1 2 3 4 5 **6** 7 8 9

Does My Camper Need to be a Girl Scout to Attend Camp?

All youth campers attending Girl Scouts of Western Washington Summer Camps must possess a 2023-2024 Girl Scout Membership.

To renew your membership or join for the first time, please [click here](#).

Please select Individually Registered Member when purchasing your membership if you wish to only participate in camp.

If attending Family Camp, only one member of your party is required to have a current 2023-2024 Girl Scouts of Western Washington membership.

i If your camper has an active membership in another council, please continue with your registration. You will receive a notification post-enrollment advising you that your camper does not have a Girl Scouts of Western Washington Membership. Please reply to this email notification advising us of your camper's local council name. We will reach out to your local council directly to verify your camper's membership and send you a confirmation email once verification is complete. There is no need to transfer your membership to our council.

[Back](#) [Continue](#)

20. Review and sign Release of Liability Waiver/Hold Harmless Agreement by **signing the caregiver first and last name at the top and again at the bottom** and then click **“Continue”** to move on to the next page of the application.

The screenshot shows a web browser window with the following elements:

- Navigation links: [News](#) | [Photos](#) | [Cart](#) (top left); [My Account](#) | [Help](#) | [Log Out](#) (top right).
- Page Title: **Camper Application** (centered), with a timer **46:04** in a green circle on the right.
- Sub-header: **for Miley Cyrus** (left), [Instructions](#) (right).
- Progress indicators: A row of nine numbered boxes (1-9). Box 7 is highlighted in green, indicating the current step.
- Section Title: **User Release of Liability, Waiver of Claims, Assumption of Risk & Indemnity Agreement**.
- Text: **PLEASE READ CAREFULLY. THIS DOCUMENT AFFECTS YOUR LEGAL RIGHTS AND IS LEGALLY BINDING. BY SIGNING THIS AGREEMENT, YOU ARE RELEASING Girl Scouts of Western Washington FROM ALL LIABILITY AND FOREVER GIVING UP ANY CLAIMS THEREFOR. I UNDERSTAND THAT I CAN HAVE THIS AGREEMENT REVIEWED BY A LAWYER OF MY CHOICE PRIOR TO SIGNING.**
- Form Field: **I (parent/guardian first & last name),** followed by an empty text input box. A red arrow points to this field.
- Text: **am entering into this Agreement on behalf of myself, my spouse, if any, heirs, executors, administrators, successors, and assigns, including my child under the age of 18 ("Minor Child") and/or the adult person over whom I have legal guardianship listed below ("Dependent"). If I am signing on behalf of a minor child, I represent that I am the minor child's parent or legal guardian. I understand that myself, the Minor Child, and/or the Dependent for whom I am signing are each and collectively a User under this Agreement. Unless otherwise indicated, User should be read in the collective form.**
- Text: **I understand that this Agreement is for the use of Girl Scout of Western Washington facilities, services, equipment, and premises ("Facilities") and/or participation in Girl Scouts of Western Washington programs and activities ("Programs"). The Facilities are located at Camp Robbinswold and Camp St. Albans**

How to Register for Camp - Returning User

I understand that this Agreement will apply for each and every day any User uses Facilities or participates in Programs.

Waiver, Release, Indemnification & Covenant Not to Sue

In consideration for any User's use of Facilities and/or participation in Programs, I, the undersigned, on behalf of myself and my estate, heirs, executors, administrators, successors, and assigns, HEREBY RELEASE FROM LIABILITY the Girl Scouts of Western Washington, its current or future parents, subsidiaries, divisions, affiliates, predecessors, successors, and assigns and all current, former, and future officers, directors, agents, employees, volunteers, insurers, and representatives (collectively, "Releasees") for any personal injury, property damage, disability, death, sickness or disease incurred by myself, my family members, dependents, or guests, including minors, however occurring, and including, but not limited to the negligence of Releasees, except for claims arising from the Girl Scouts of Western Washington's intentional wrongdoing, gross negligence or fraudulent conduct. I understand that I will be solely responsible for any loss or damage, including personal injury, property damage, disability, death, sickness, or disease sustained by any User from the use of Facilities and/or participation in Programs.

I further agree, on behalf of myself and any and all legal successors and proxies, to RELEASE, WAIVE AND COVENANT NOT TO SUE Releasees from any causes of action, claims, suits, costs and expenses (including attorneys' fees), fines, penalties, liabilities or demands of any nature whatsoever including, but in no way limited to, claims of negligence, which I and any and all legal successors and proxies may have, now or in the future, against Releasees on account of personal injury, property damage, disability, death, sickness, diseases or accident of any kind (collectively, "Claims?"), arising out of or in any way related to the use of Facilities and/or participation in Programs by any User, regardless of whether that participation is supervised, instructed, or assisted, and however the injury or damage occurs, including, but not limited to the negligence of Releasees, except for Claims arising from the Girl Scout of Western Washington's intentional wrongdoing, gross negligence or fraudulent conduct.

In further consideration of the use of Facilities and/or participation in Programs, I agree on behalf of myself and my estate to INDEMNIFY, DEFEND AND HOLD HARMLESS Releasees from any and all Claims arising out of or in any way related to the use of Facilities and/or participation in Programs by any User. The terms of this agreement shall serve as a release and indemnity agreement for myself and my estate, heirs, executors, administrators, successors, and assigns. This paragraph survives expiration or termination of this agreement.

Assumption of Risk

I understand that all Facilities and Programs carry certain risks, inherent and otherwise, including but not limited to: (1) equipment failure or improper use, (2) the natural rugged environment, (3) wildlife, (4) strenuous activity, (5) negligence of Facility or Program operator, instructor, or other Users. I understand that these risks may result in: (1) moderate and severe personal injury, (2) property damage, (3) disability, (4) death, and/or (5) sickness or disease including, without limitation, COVID-19. I for myself and other Users fully, voluntarily, irrevocably, and unconditionally ACCEPT AND ASSUME FULL RESPONSIBILITY FOR ALL RISKS as well as any and all other risks of the use of Facilities and/or participation in Programs, including risks and outcomes not described in this document, regardless of whether they are foreseen or unforeseen.

If signing on behalf of myself, I agree that I am responsible for evaluating whether I believe the Facilities and/or Programs that I or other Users wish to use or participate in are safe. If I do not believe the Facilities or Programs are safe, I agree that neither I nor any User will use or participate in them. I understand that, should I choose to accept the risks and use and/or participate in Facilities or Programs, I am responsible for following all available instructions and signage. I also understand that no User is to rely on any instructions or signage provided by Girl Scouts of Western Washington for safety, as they do not guarantee safety. Any instructions or signage are intended only to help reduce accidents. I understand that Girl Scouts of Western Washington is not liable for any injury or damage that may arise from adhering to instructions or signage. Finally, I understand that Girl Scouts of Western Washington is not responsible for enforcing instructions or signage, nor for inconsistent enforcement.

If signing on behalf of a Minor Child for whom I am a parent or legal guardian or a Dependent, I understand that I voluntarily grant permission for my Minor Child or Dependent to use Facilities and/or participate in Programs despite any and all risks. I further warrant that (1) I have spoken to my Minor Child or Dependent about the Facilities and/or Programs, (2) my Minor Child or Dependent understands and appreciates the risks of using the Facilities and/or participating in the Programs, (3) my Minor Child or Dependent understands and will follow all available instructions and signage, and (4) my Minor Child or Dependent is voluntarily using the Facilities and/or participating in the Programs.

I represent that all Users are in good health and that there are no problems associated with any User's physical or mental condition that would preclude Users from using the Facilities or participating in the Programs or create undue risk for Users using the Facilities or participating in the Programs. I authorize a licensed physician or other medical care provider to carry out any emergency medical care for User which may be necessary and agree to be fully responsible for any associated costs.

Insofar as this agreement pertains to use of Facilities only (not to include participation in official Programs), I understand that Girl Scouts of Western Washington has not inspected the location for the outing. I agree to accept any Facilities AS-IS, WITH ALL FAULTS AND WITH NO REPRESENTATION OR WARRANTY OF ANY KIND, EXPRESS OR IMPLIED, STATUTORY OR OTHERWISE, INCLUDING WARRANTY OF FITNESS FOR THE INTENDED USE.

Girl Scouts of Western Washington expresses no comment regarding the safety measures or operating practices employed by any other entities or third parties that provide services and/or equipment at Facilities or for Programs for any User.

Governing Law

I, on behalf of myself, my family, my estate, and my Minor Child or Dependent, expressly acknowledge and agree that this Agreement is intended to be as broad and inclusive as permitted by the laws of the State of Washington, and that this Agreement shall be governed by and interpreted in accordance with the laws of the State of Washington. I agree that in the event that any clause or provision of this Agreement is deemed invalid, the enforceability of the remaining provisions of this Agreement shall not be affected.

How to Register for Camp - Returning User

Reformation; Severability.


If at any time any provision hereof proves to be or becomes invalid or unenforceable under any applicable law, then such provision will be deemed modified to the extent necessary in order to render such provision valid and enforceable. If any such provision cannot be reformed, the invalidity or unenforceability of any particular provision of this Agreement shall not affect the other provisions hereof, and this Agreement shall be construed in all respects as if such invalid or unenforceability provision were omitted.

Signature

By signing below, I represent and warrant that I have fully read this User Release of Liability, Waiver of Claims, Assumption of Risk & Indemnity Agreement and understand its terms. I request to use and/or participate in the above-described Facilities and/or Programs and acknowledge that this involves an assumed risk of injury. I further acknowledge that I am freely and voluntarily executing this User Release of Liability, Waiver of Claims, Assumption of Risk & Indemnity Agreement after having ample time to review and consider its terms. I further acknowledge that I enter into this User Release of Liability, Waiver of Claims, Assumption of Risk & Indemnity Agreement willingly and voluntarily.

Parent/Guardian First & Last Name

Date



21. Review your registration charges and deposits.

News | Photos | Cart My Account | Help | Log Out

Camper Application 41:42

for Miley Cyrus Instructions

1 2 3 4 5 6 7 **8** 9

Billing Information

Your billing information is below. Invoices will be sent via email.

Mrs. Rachael C. [Edit Billing Information](#)
 (rcrosby@girlscoutsww.org)
 123 Olympia Way
 Olympia, WA 98513

Payment Information

Your full camp balance is due by May 16, 2024. Any account with a balance after this date that has not been pre-approved for Financial Assistance is subject to have their camp registration cancelled without a refund due to non-payment.

If you are registering after May 16, 2024, your camp balance must be paid in full during registration unless you have been pre-approved for Financial Assistance at which point only your deposit is due immediately.

Charges	\$885.00
Miley Cyrus	
SA Classic Camp	\$860.00
SA Overnight Session 7 One Way Bus (1 x \$25.00)	\$25.00
New Family Balance	\$885.00
Due Now for Miley Cyrus	\$25.00


Review your billing information and charges for your camper's enrollment.

- **If you are joining a waitlist**, please add a credit card payment method to pay your deposit and complete your registration. You **WILL NOT** be charged if you are only joining a waitlist. Your payment information will simply be stored for when a spot becomes available.
- **If you are pre-approved for financial assistance**, please add a credit card payment method to complete your registration and pay your \$25 deposit. Be sure you select the option on the financial assistance page (previous page) to request your camp grant. After we receive your camp grant request from your registration, your financial assistance camp grant request will be reviewed by our financial assistance team, and you will receive an email notification regarding the status of your request.

How to Register for Camp - Returning User

- **If you did not submit your camp grant request in your Camper Application, you may do so post-registration by contacting our customer care team at 1(800) 541-9852.**
 - **If you HAVE NOT been pre-approved for financial assistance yet,** you may continue with the enrollment process. You'll pay your \$25 deposit per program to hold your camper's spot (which isn't covered by financial assistance) and then you may begin the process to get pre-approved for financial assistance on our website [by clicking here](#). You will receive an email from our financial assistance team regarding the status of your financial assistance application. If approved, please contact our customer care team at 1(800) 541-982 to request your camp grant. Your camp grant **WILL NOT** be applied to your account unless you specifically request the grant.
22. Review information about deposits, future payments, waitlists, and financial assistance.

Deposit

 Please note, that you are only paying a \$25 deposit per program at this time to hold your camper's spot. To make additional payments, please use the "Financial Management" tab in [your Camp InTouch account](#) after you have completed your registration before May 16, 2024, to avoid cancellation due to non-payment. **GSWW DOES NOT offer autopay for summer camp. All payments must be made manually through your Camp InTouch account or over the phone with a member of our Customer Care Team at 1-800-541-9852.**

If you have been pre-approved for 2023-2024 Financial Assistance, please add and/or select the card you wish to use to pay your deposit and then "Continue" to process your payment (\$25 deposit per program). The Financial Assistance Team will review your camp grant request from your Camper Application, apply your Financial Assistance Camp Grant to your account balance within 5-10 business days of enrollment and you send you a confirmation email once your Camp Grant is posted.

Review information regarding deposits, future payments, waitlists, and financial assistance.

If you plan on using Financial Assistance for Camp but have NOT been pre-approved for 2023-2024 yet, you may still complete enrollment today by paying your \$25 deposit and then visit our website to complete the process to [get pre-approved for Financial Assistance](#). Once you have been pre-approved, please request your Camp Grant by contacting our Customer Care Team at 1-800-541-9852.

If you are joining a Wait-List, please add and/or select a card you wish to use when a spot opens up for your camper in the future. You **WILL NOT** be charged today if you are joining a waitlist. Your payment information is being collected and stored in your account at this time so that your payment can be processed once a spot becomes available. You will be notified by a member of our Registration Team as soon as a spot opens to confirm your enrollment and process your payment.

Review information regarding deposits, future payments, wait-lists, and financial assistance.

23. Add a credit card by clicking the “**Credit Card**” button and then the “**Add a Credit Card**” link to add your payment method. You **must** add a payment method to complete your registration and save your profile information.

How to Register for Camp - Returning User

If you are joining a Wait-List, please add and/or select a card you wish to use when a spot opens up for your camper in the future. You **WILL NOT** be charged today if you are joining a waitlist. Your payment information is being collected and stored in your account at this time so that your payment can be processed once a spot becomes available. You will be notified by a member of our Registration Team as soon as a spot opens to confirm your enrollment and process your payment.

What form of payment will you use for the **deposit**?

Debit/Credit Card

eCheck





Back Continue

What form of payment will you use for the **deposit**?

Debit/Credit Card

eCheck

Debit/Credit Card

You currently have no debit/credit cards on file.

[Add a debit/credit card](#)

Back Continue

Click **“Save Your Card”** once you have added your card payment information to continue.

- If the Add a Debit Credit Card pop-up screen does not populate for you, you may need to clear your browsing history, clear your cache, or try using a different browser.

How to Register for Camp - Returning User

Add Debit/Credit Card

Save Your Credit Card

VISA MasterCard American Express DISCOVER

Debit/Credit Card Number: 0000 0000 0000 0000

Expiration Date: MM / YYYY CVV: ***

Billing Country: United States

Billing Address: 123 Olympia Way

Suite/Apt/etc. (optional):

First Name: Last Name:

City: Olympia

State: Washington Zip: 98513

Cancel Save Your Card

Your debit/credit card information is being stored in a Level 1 PCI compliant vault for future purchases.

24. Add an eCheck payment method by clicking the “eCheck” button and then the “Add an eCheck Account” link to add your payment method.

If you are joining a Wait-List, please add and/or select a card you wish to use when a spot opens up for your camper in the future. You **WILL NOT** be charged today if you are joining a waitlist. Your payment information is being collected and stored in your account at this time so that your payment can be processed once a spot becomes available. You will be notified by a member of our Registration Team as soon as a spot opens to confirm your enrollment and process your payment.

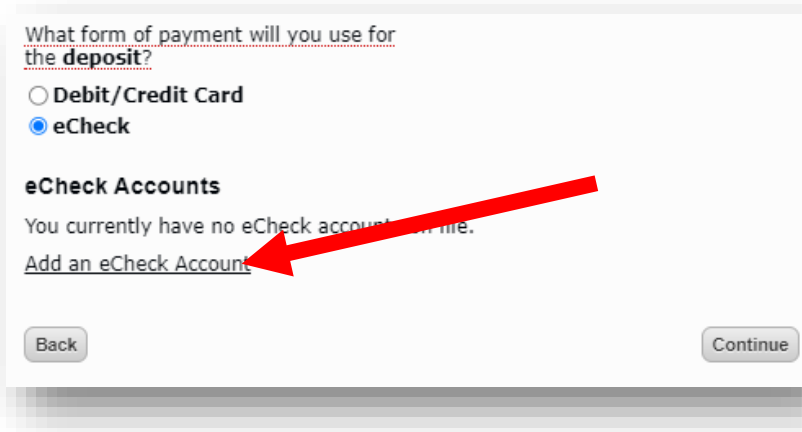
What form of payment will you use for the **deposit**?

Debit/Credit Card

eCheck

Back Continue

How to Register for Camp - Returning User



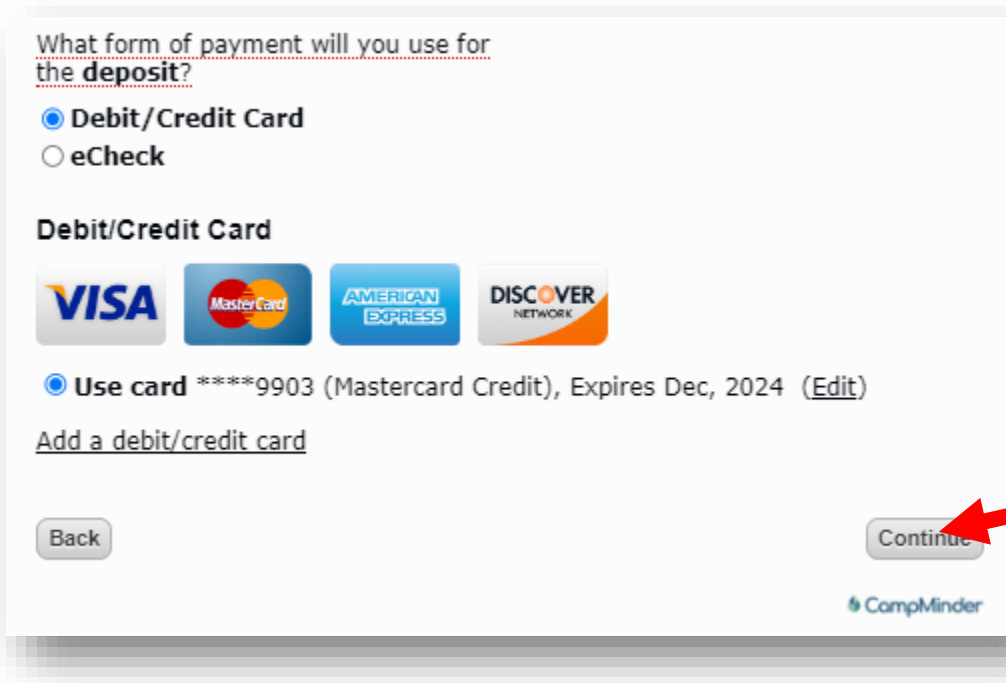
What form of payment will you use for the deposit?

Debit/Credit Card
 eCheck

eCheck Accounts
You currently have no eCheck accounts on file.
[Add an eCheck Account](#)

Fill in the **Routing Number, Account Number, Account Type, First Name, Last Name, Country, Address, City, State, and Zip** for the eCheck account and click **“Save”** to move forward.





Click “Continue” once you have successfully added your payment method to move on.



What form of payment will you use for the deposit?


Debit/Credit Card
 eCheck

Debit/Credit Card

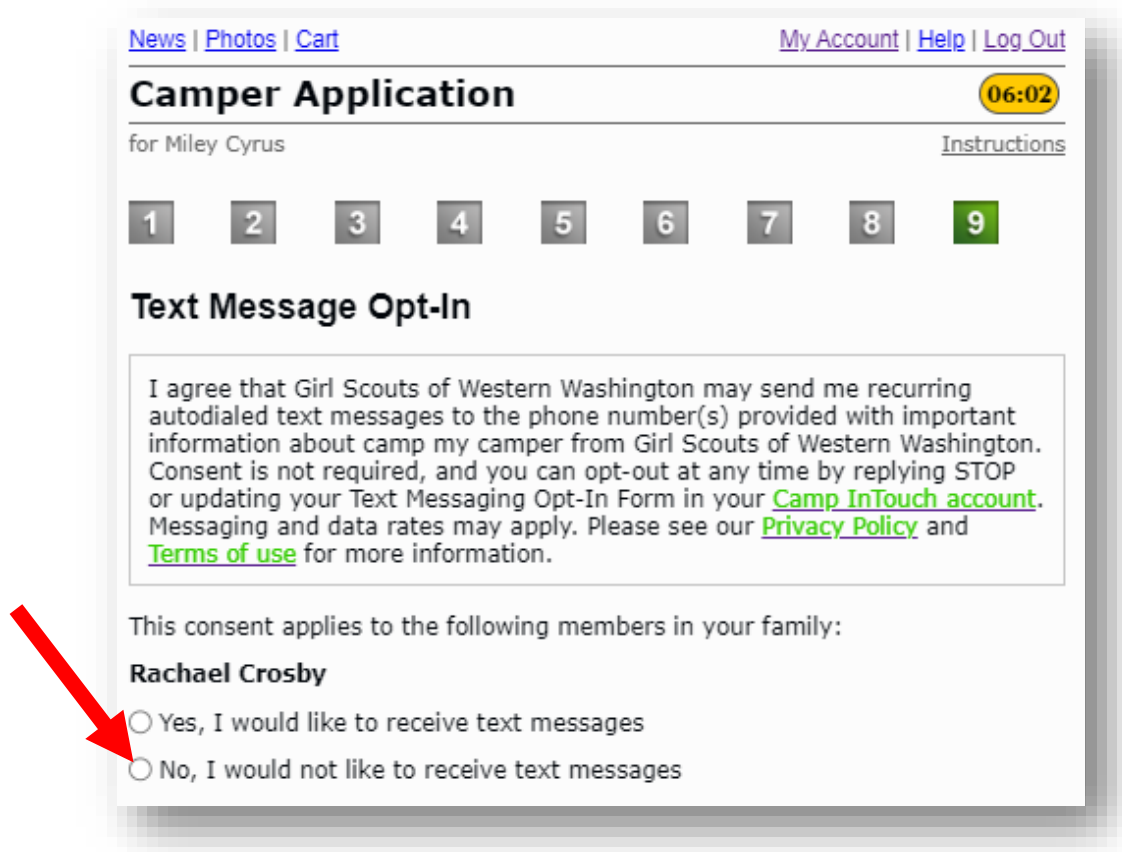
   

Use card ****9903 (Mastercard Credit), Expires Dec, 2024 ([Edit](#))

[Add a debit/credit card](#)



25. Select to **Opt-in** or **Opt-out** of text message alerts from the Girl Scouts of Western Washington camp team on important camp information and updates.



News | Photos | Cart My Account | Help | Log Out

Camper Application 06:02

for Miley Cyrus [Instructions](#)

1 2 3 4 5 6 7 8 9

Text Message Opt-In

I agree that Girl Scouts of Western Washington may send me recurring autodialed text messages to the phone number(s) provided with important information about camp my camper from Girl Scouts of Western Washington. Consent is not required, and you can opt-out at any time by replying STOP or updating your Text Messaging Opt-In Form in your [Camp InTouch account](#). Messaging and data rates may apply. Please see our [Privacy Policy](#) and [Terms of use](#) for more information.

This consent applies to the following members in your family:

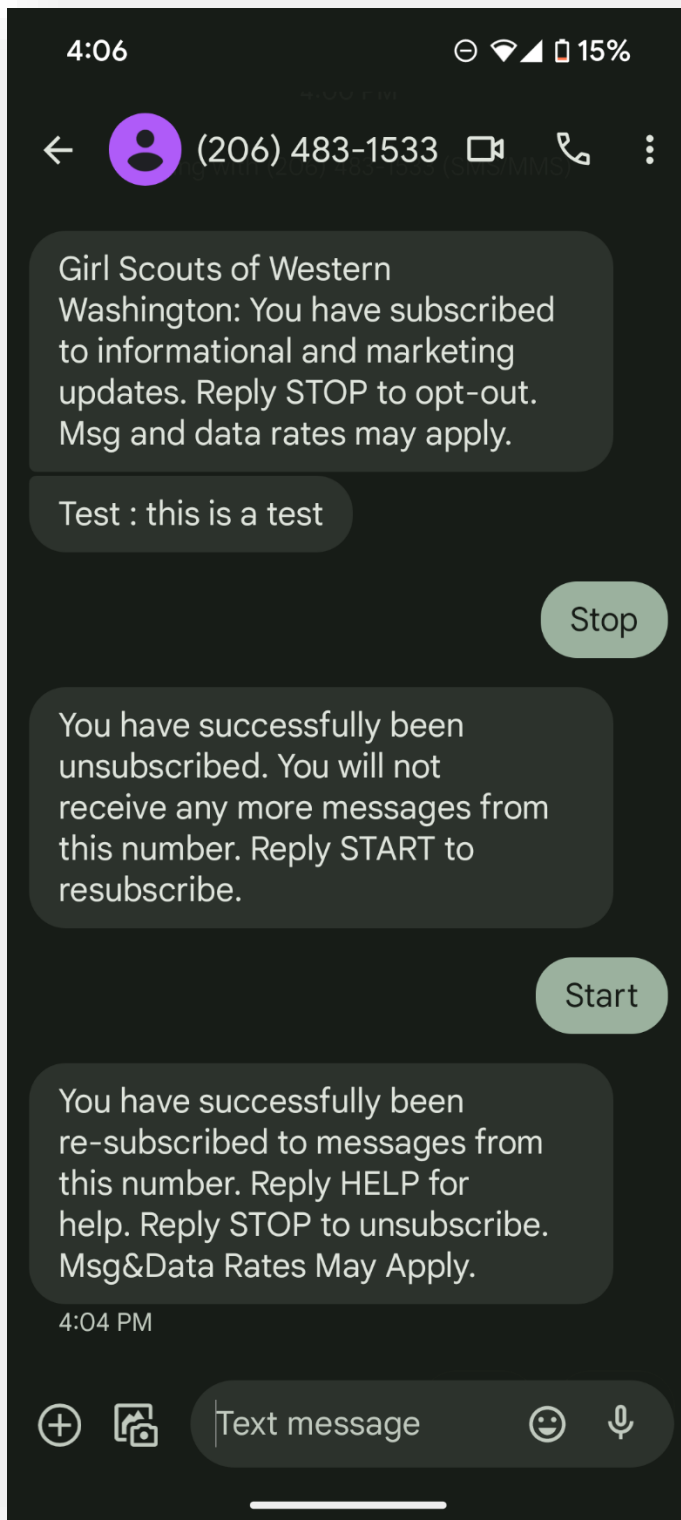
Rachael Crosby

Yes, I would like to receive text messages

No, I would not like to receive text messages

All customers are considered opted out until they select YES in the Text Message Opt-In portion of the Camper Application or update their Text Messaging Opt-In Form in the Forms & Documents section of their Camp InTouch account or Companion app. Customers can also opt-out or back in again by texting Stop or Start to the opt-in welcome text message.

Example:



NOTE: Customer care and registration are not able to opt-in or opt-out of text messages on behalf of customers.

How to Register for Camp - Returning User

26. Scroll to the bottom of the page to indicate you have reviewed the Terms and Conditions by clicking the **checkbox** and typing in **your signature**. Click **Submit** to complete enrollment.

Terms and Conditions

Girl Scouts of Western Washington works to provide every Girl Scout who wishes to go to camp with a terrific camp experience. While we can provide for many conditions and special needs, we may not be able to do so for every situation. If you have questions as to whether Girl Scout Camp is right for you/your camper, please call us at (800) 541-9852 as early as possible.

As parent/guardian having legal custody of the camper named, who is voluntarily enrolled as a participant in the Girl Scouts of Western Washington resident camp program. I agree to instruct my child to observe rules and regulations governing the activities. I understand that camping programs and associated activities (including but not

I have read the statements above. I understand the information, agree to the terms and conditions, and agree to allow my child to participate in camp.

Signature

27. Once your application is submitted, you will see the screen below.

[News](#) | [Photos](#) | [Cart](#)

[My Account](#) | [Help](#) | [Log Out](#)

Camper Application

for Miley Cyrus

[Instructions](#)

Thank you for registering your camper for Girl Scout Summer Camp! Be sure to log in to [your Camp InTouch account](#) to complete your [camper forms](#), make your final payment, and review your packing list and drop-off times prior to camp!

BE SURE TO LABEL YOUR CHILD'S BELONGINGS.



oliver's labels

[Customize Your Labels Now](#)

Application Submitted

[Print This Application](#)

We encourage all of our camp families to review the "Camper Information" section of their [Camp InTouch account](#) immediately after registration to confirm their camper's enrollment and grade. If you see information that needs to be updated or changed after you have completed registration, you will be able to contact the camp registration team directly through the "Camper Information" page and submit a request to change your camper's information.

PLEASE NOTE: If your camper's grade information is incorrect in your registration, your camper may be enrolled in the wrong grade program and we cannot guarantee your camper will be able to keep their spot if their grade needs to be changed after you have completed registration.

NEW FOR 2024 – THE [CAMPANION APP](#) IS HERE!

PHOTOS: Get notifications to view and download photos of your camper! Log in with your Camp InTouch information and upload current photos of your camper to train our face finder technology. Once camp begins, you'll receive notifications when pictures of your camper are posted throughout the summer!

REGISTER: Sign up for future camp sessions.

FORMS & DOCUMENTS: Complete all of your required forms for camp on the go!

CAMP CONFIRMATION PACKET: Review your packing lists, arrival and departure times, and more through Forms & Documents in Companion.

EMAILS: Send one-way emails with games, pictures, and more using Camp Stamps. Camp Stamps are \$1 each and can be purchased in increments of ten.

NEWS: Receive notifications for news updates about camp.

Download the Companion app for [iOS](#).

Download the Companion app for [Android](#).

Questions? Please contact our camp registration team by emailing registration@girlscoutsww.org or calling 1(800) 541-9852.



Miley is going to camp... [Click here to tell your Facebook friends!](#)



Miley is going to camp... [Tweet this!](#)

[Begin New Application](#)

[My Account Menu](#)

CampMinder

How to Register for Camp - Returning User

- Click “**Print This Application**” for a receipt. You should also receive an email confirmation regarding your camp registration.
- After you have fully enrolled at least one camper on your account, the following sections will populate in your Camp InTouch account for you to interact with: Forms & Documents, Camper Information, and Financial Management.
- After successfully enrolling, you will also receive an enrollment confirmation email with next steps to get your camper ready for summer camp through your Camp InTouch account or Companion app.
- Start an application for another camper by clicking “**Begin New Application**”. Your profile information gathered from your first camper will be transferred.